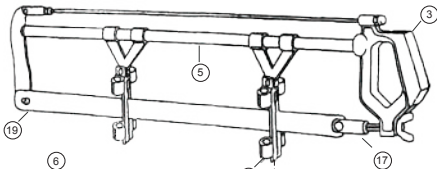
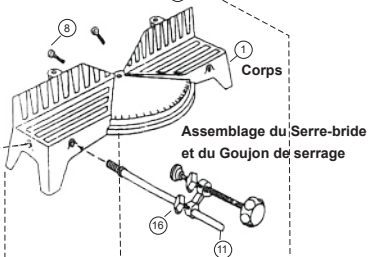
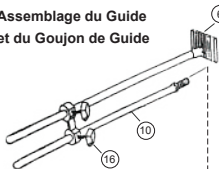




Assemblage de la Scie et du Guide



Assemblage du Guide et du Goujon de Guide



1 - Corps

2 - Pointeur

3 - Poignée

4 - Bras Pivotant

5 - Tube en acier

6 - Assemblage du Guide et du Goujon de Guide

7 - Pivot

8 - Vis de Blocage du Pivot

9 - Base

10 - Vis

11 - Assemblage du Serre-bride et du Goujon de Serrage

12 - Colonnes Guide

13 - Vis de Blocage

14 - Guide de Sciage

15 - Bague d'Arrêt

16 - Bouton de Réglage

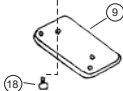
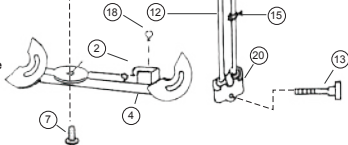
17 - Talon de Fixation

18 - Vis hexagonale

19 - Lame de Scie

20 - Assemblage des Colonnes Guides

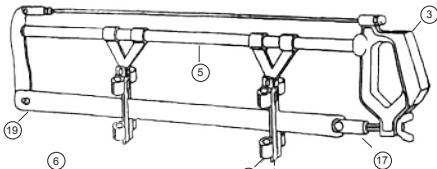
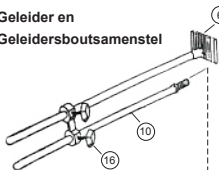
Assemblage du Bras de Pivot





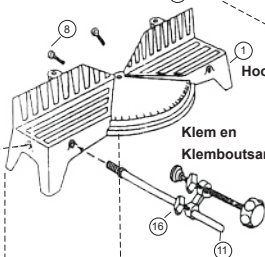
Zaag en Geleidingssamenstel

Geleider en Geleidersboutsamenstel

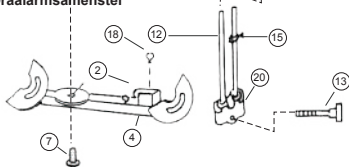


Hoofdedeelte

Klem en Klemboutsamenstel



Draaiarmsamenstel



1-Hoofdedeelte

2-Wijzer

3-Handgreep

4-Draaiarm

5-Stalen Buis

6-Geleider en Geleidersboutsamenstel

7-Spil

8-Borgschroef Spil

9-Basis

10-Schroef

11-Klem en Klemboutsamenstel

12-Geleidingspalen

13-Borgschroef

14-Zaageleider

15-Afstelring

16-Afstelknop

17-Bevestigingspaal

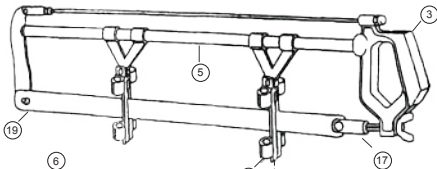
18-Zeskantschroef

19-Zaagblad

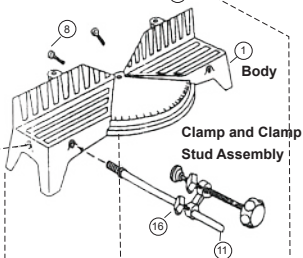
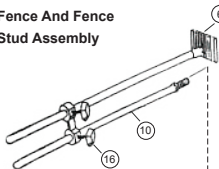
20-Geleidingspaalsamenstel



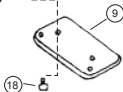
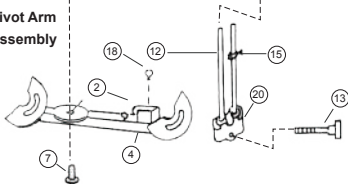
Saw and Guide Assembly



Fence And Fence Stud Assembly



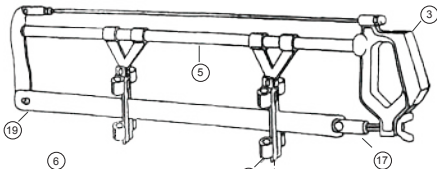
Pivot Arm Assembly



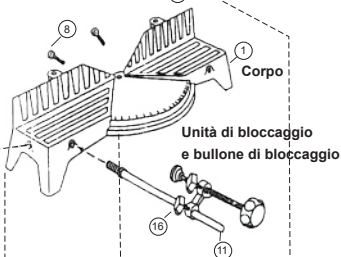
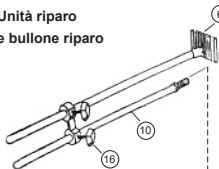
1. Body
2. Pointer
3. Handle
4. Pivoting Arm
5. Steel Tube
6. Fence And Fence Stud Assembly
7. Pivot
8. Pivot Lock Screw
9. Base
10. Screw
11. Clamp And Clamp Stud Assembly
12. Guide Posts
13. Lock Screw
14. Saw Guide
15. Adjusting Ring
16. Adjusting Knob
17. Fixation Pole
18. Hex.Screw
19. Saw Blade
20. Guide Posts Assembly



Unità sega e guida



Unità riparo e bullone riparo



Unità di bloccaggio e bullone di bloccaggio

1-Corpo

2-Puntatore

3-Impugnatura

4-Braccio oscillante

5-Tubo in acciaio

6-Unità riparo e bullone riparo

7-Perno

8-Vite di bloccaggio perno

9-Base

10-Vite

11-Unità di bloccaggio e bullone di bloccaggio

12-Aste di guida

13-Vite di bloccaggio

14-Guida sega

15-Anello di regolazione

16-Pomello di regolazione

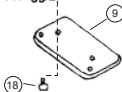
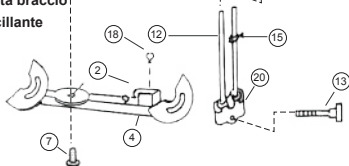
17-Asta di fissaggio

18-Vite esagonale

19-Lama sega

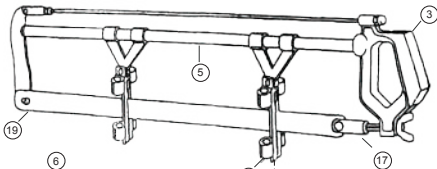
20-Unità aste di guida

Unità braccio oscillante

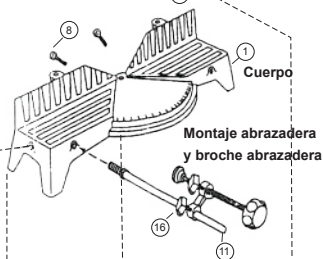
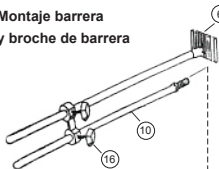




Montaje sierra y guía



Montaje barrera y broche de barrera

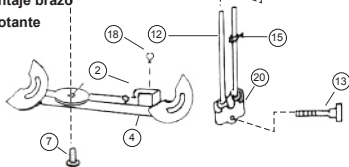


Cuerpo

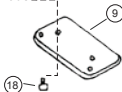
Montaje abrazadera
y broche abrazadera

- 1-Cuerpo
- 2-Puntero
- 3-Asa
- 4-Brazo pivotante
- 5-Tubo de acero
- 6-Montaje barrera y broche barrera
- 7-Pivote
- 8-Tornillo de bloqueo pivote
- 9-Base
- 10-Tornillo
- 11-Montaje abrazadera y broche abrazadera

Montaje brazo pivotante

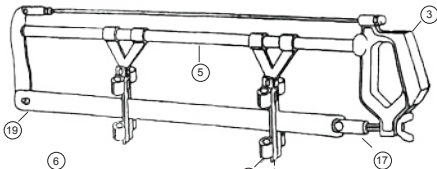


- 12-Postes de guía
- 13-Tornillo de bloqueo
- 14-Guía de sierra
- 15-Anillo de ajuste
- 16-Mango de ajuste
- 17-Poste de fijación
- 18-Tornillo hex.
- 19-Cuchilla de sierra
- 20-Montaje postes de guía

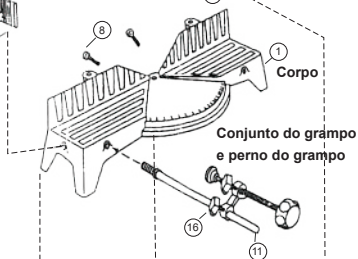
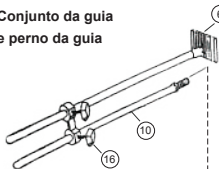




Conjunto de serra com guia



Conjunto da guia e perno da guia



Corpo

Conjunto do grampo e perno do grampo

1-Corpo

2-Apontador

3-Pega

4-Braço rotativo

5-Tubo de aço

6-Conjunto da guia e perno de guia

7-Pivot

8-Parafuso de travamento do pivot

9-Base

10-Parafuso

11-Conjunto do grampo e perno do grampo

12-Postes de guia

13-Parafuso de travamento

14-Guia da serra

15-Anel de ajuste

16-Botão de ajuste

17-Poste de fixação

18-Parafuso sextavado

19-Lâmina se serra

20-Conjunto dos postes de guia

Conjunto do braço rotativo

