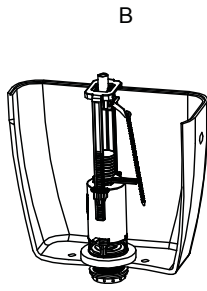
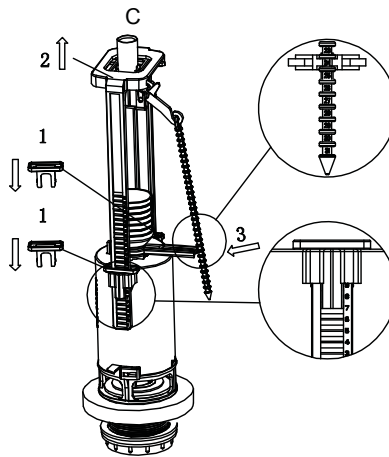


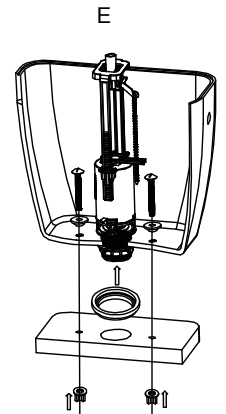
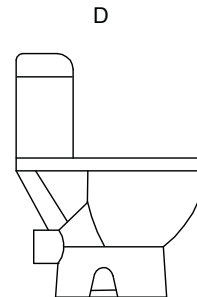
Monter la soupape dans le réservoir



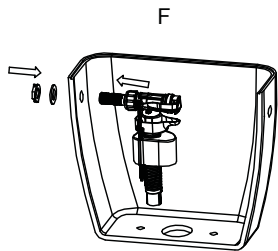
Déclipser la tirette 3 de la soupape



Déclipser les épingles 1 régler la hauteur selon les repères sur la crémaillère

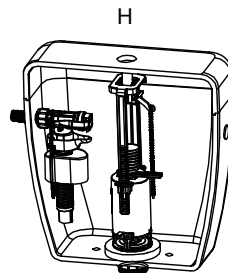


Monter les fixations cuvette/réservoir

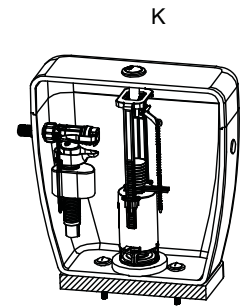
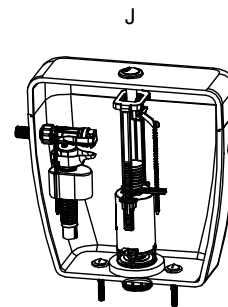


Monter le robinet flotteur à "droite ou gauche"

G



Vérifier la position centré de la tête positionner votre couvercle et visser le bouton



K

