
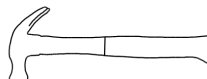






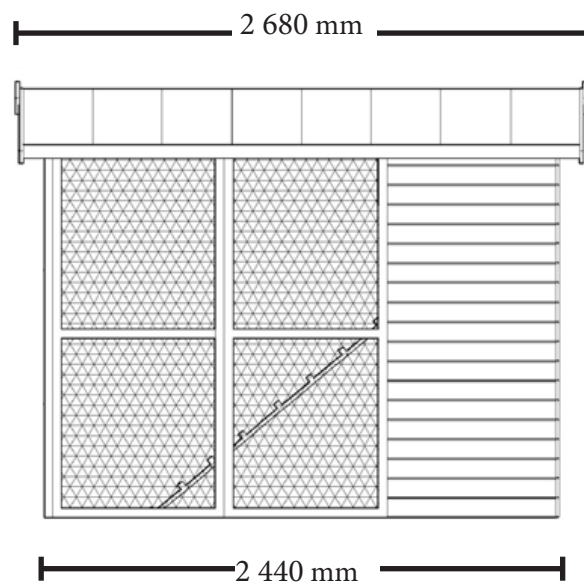
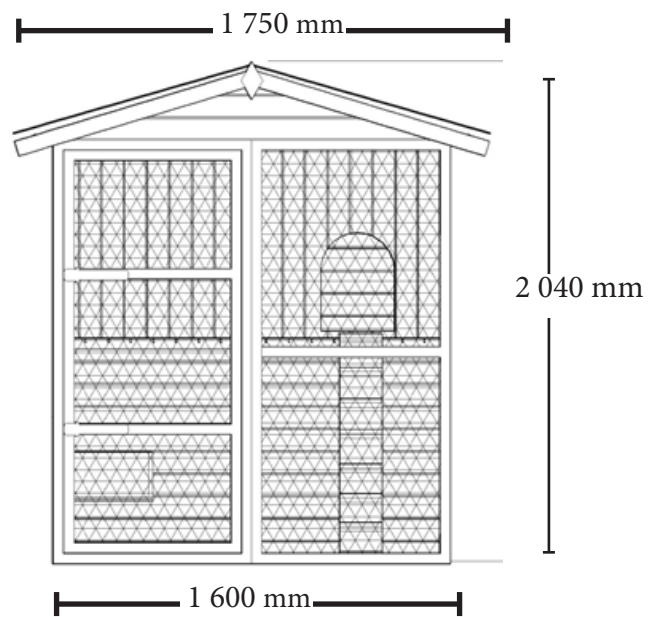
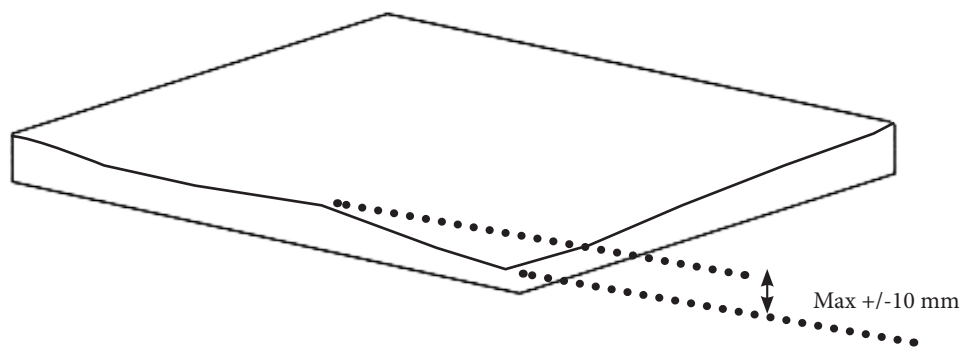
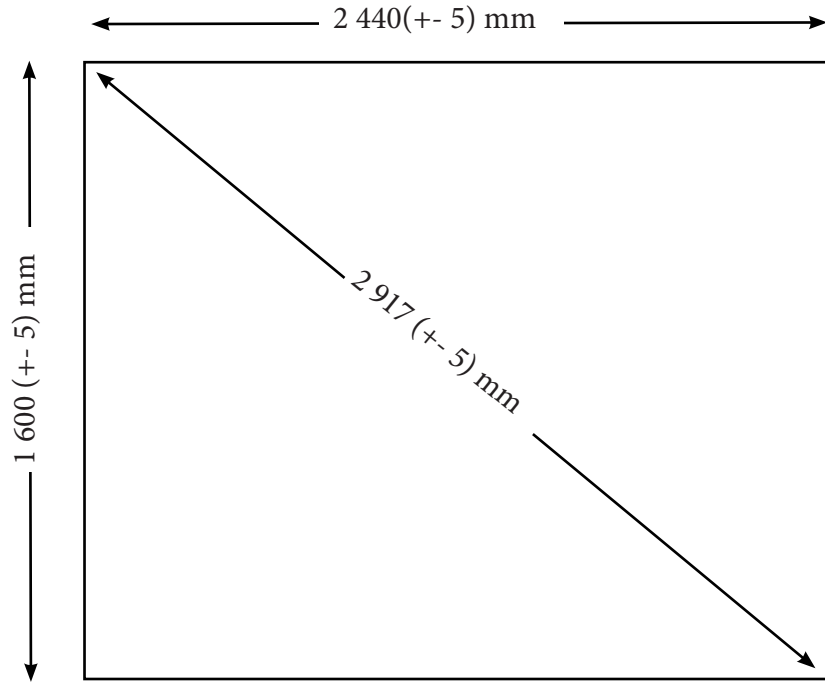
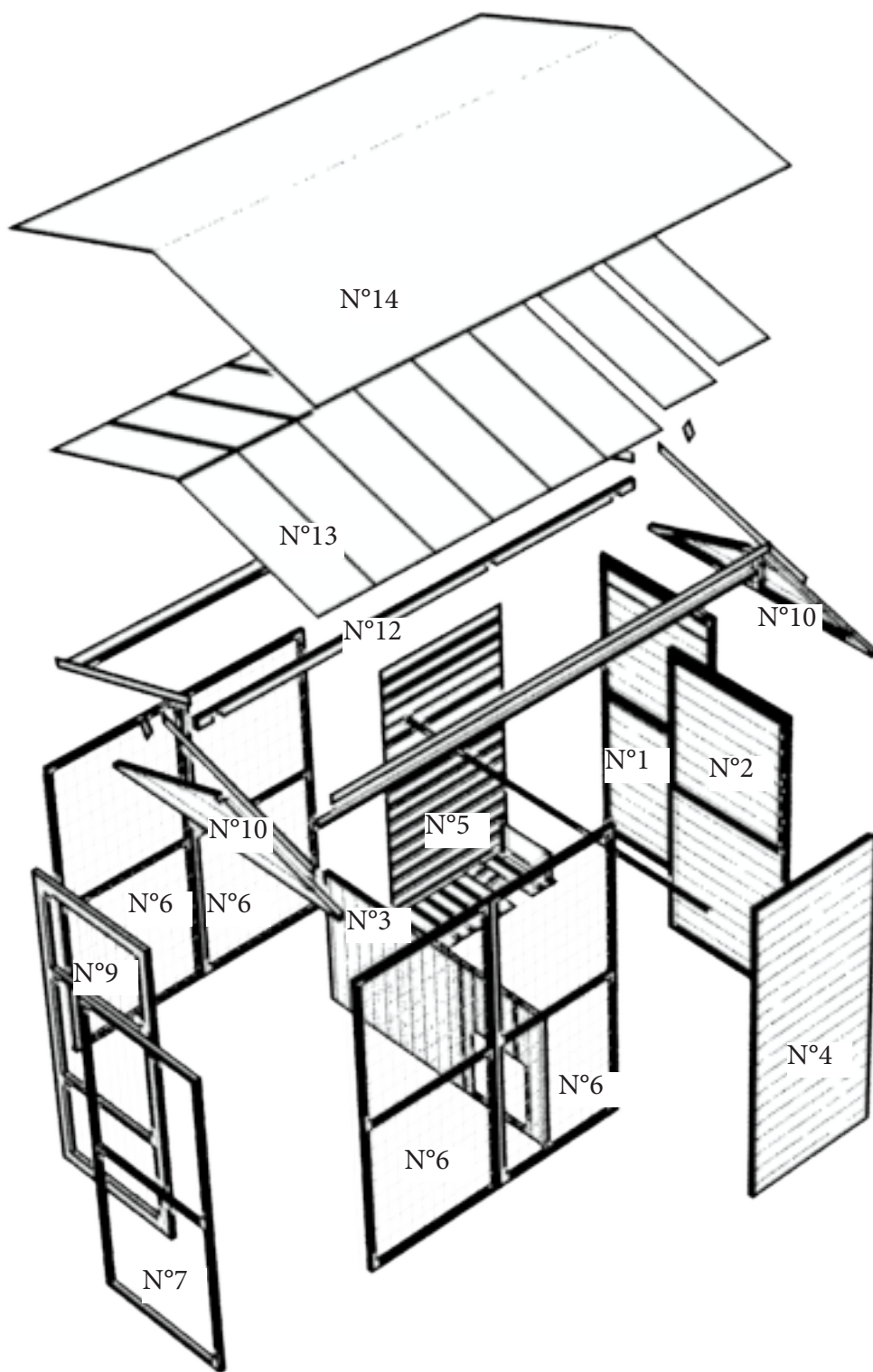










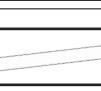






Surf. au sol / Superf. interna netta/ Internal surface : 3,90 m ²		
Surf. hors tout / Superficie totale/ Total surface : 4,69 m ²		
Pente de toit/ Pendenza tetto/ Roof slope : 13 °	  	











Plan de soubassement PO 1624
Piano di basamento PO 1624
Basement plan PO 1624



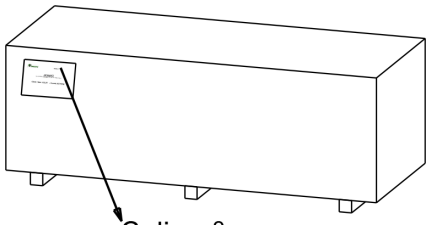



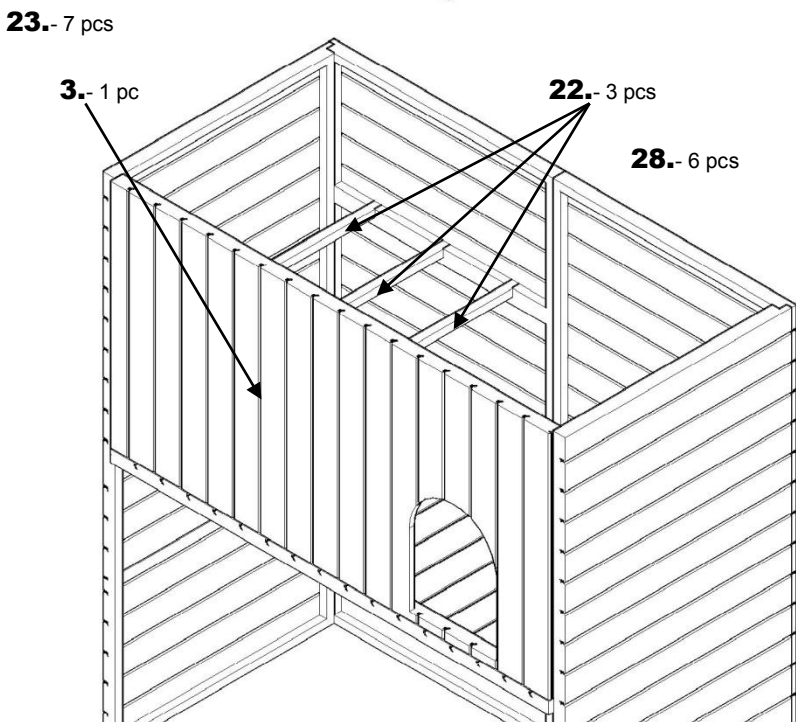
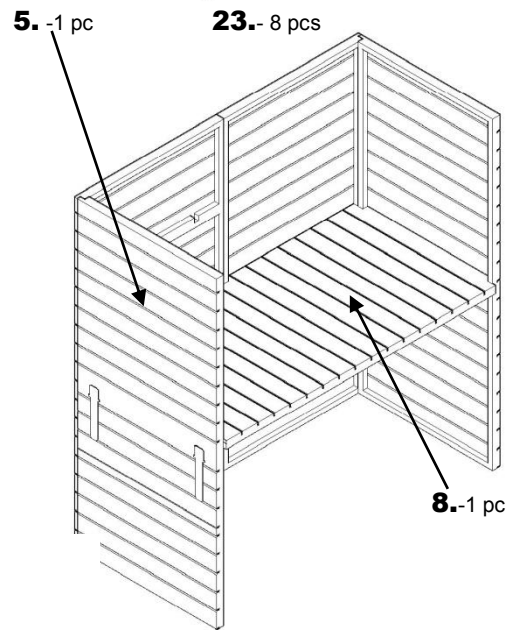
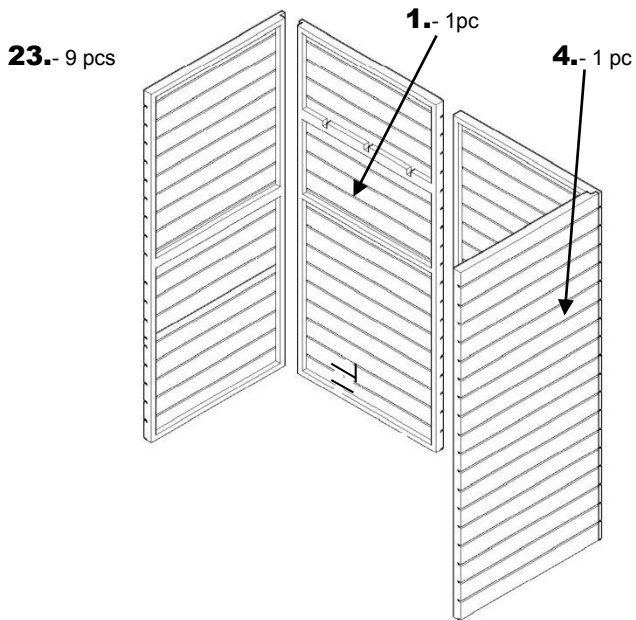
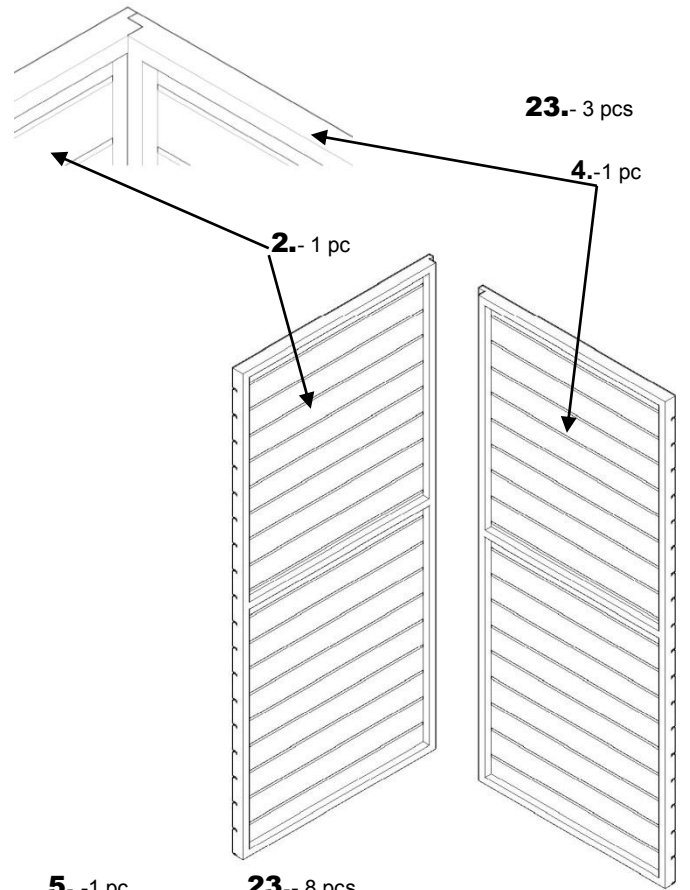
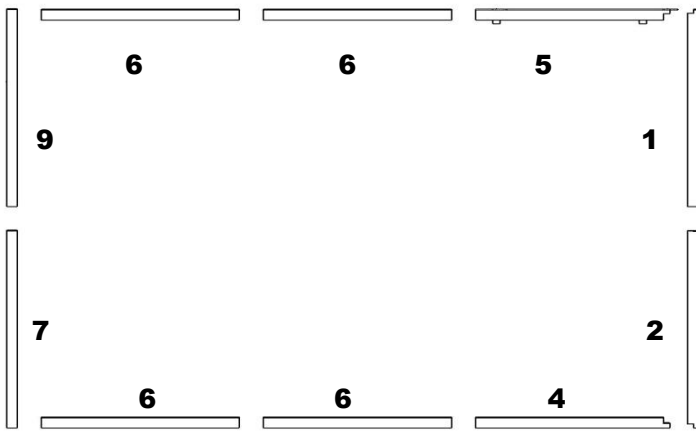
						Demande sav	
N°	REF	DES.	DIM (mm)	QTE		OBS	QTE
1	PSS800.1716		800 x 1716 x 41	1			
2	PSD800.1716		800 x 1716 x 41	1			
3	PF800.1518		800 x 1518 x 41	1			
4	PLS784.1716		784 x 1716 x 41	1			
5	PLO784.1716		784 x 1716 x 41	1			
6	PLG800.1716		800 x 1716 x 41	4			
7	PG1716.800		1716 x 800 x 40	1			
8	PD1568.800		1568 x 800 x 41	1			
9	PU1716.800		1716 x 800 x 40	1			
10	F1518.270		1518 x 270 x 41	3			
11	GL2640.40		2640 x 40 x 40	2			
12	GC2640.70		2640 x 70 x 40	1			
13	OSB900.330		900 x 330 x 12	16			
14	CA2750.1000		2750 x 1000 x 2	2			
15	DC2640.60		2640 x 60 x 16	2			
16	DSF950.60		950 x 60 x 16	4			
17	RI1400.170		1400 x 170 x 415	1			
18							
19	PL1.350.180		350 x 180 x 45	2			
20	PL2.709.180		709 x 180 x 45	2			
21	ED390.98		390 x 98 x 16	7			
22	P784.25		784 x 25 x 25	3			

Détail sachet de visserie/Bustina de fermento/Iron bag

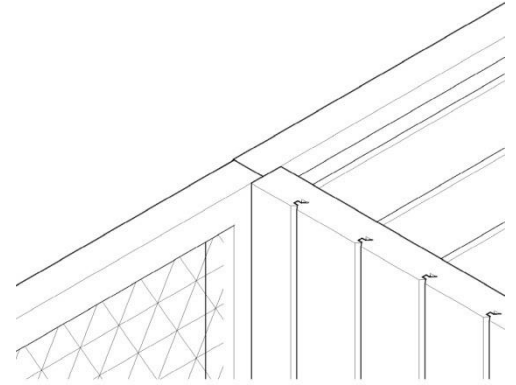
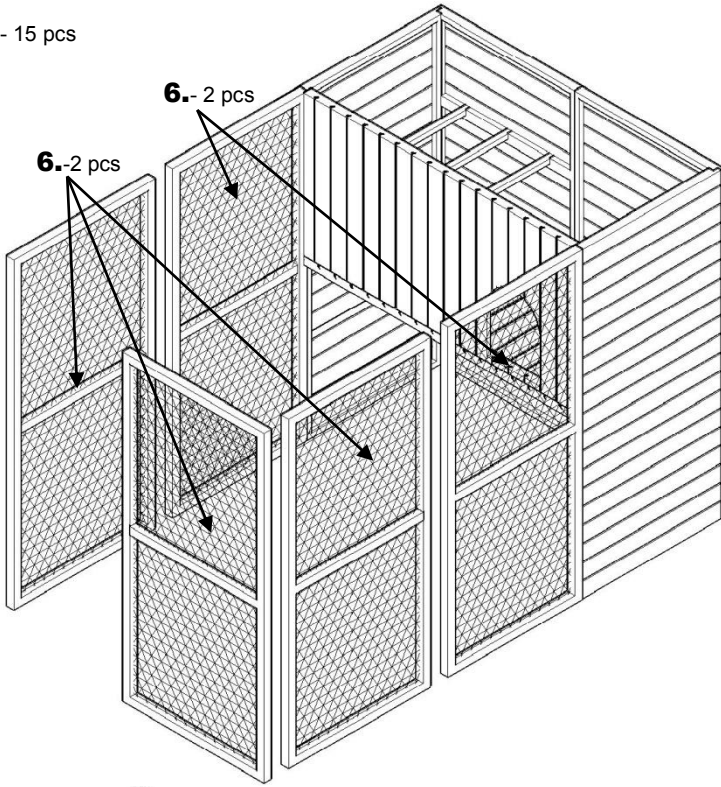
23	Vis 4,0 x 45		4 x 45	30			
24	Clous L70		70	9			
25	Vis 3,0 x 30		3,0 x 30	100			
26	Clous L40		1,8 x 40	30			
27	Clous L16		16	160			
28	Vis 3,5 x 35		3,5 x 35	54			
29	Verrou		10x100	3			
30	Vis 5 x 60		5x60	41			

A compléter impérativement pour toute demande SAV et à envoyer par mail à sav@foresta.fr + photo des pièces abîmées (To be completed imperatively + Photo of damaged parts)

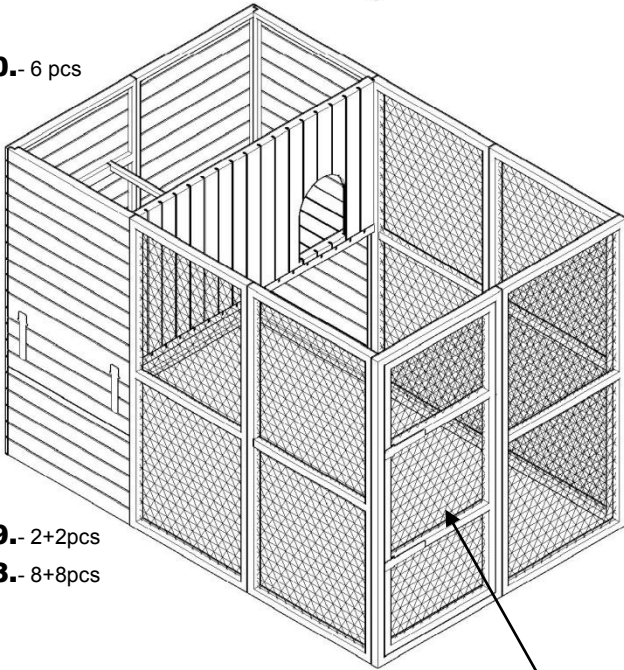
 <p>Colis n°: _____</p>	<p>PO 1624</p> <p><u>Colis(package) n° :</u></p>	MAGASIN (STORE)	
		NOM (NAME) CLIENT	
		PRENOM(PRE.) CLIENT	
		TEL. 	



30.- 15 pcs



30.- 6 pcs

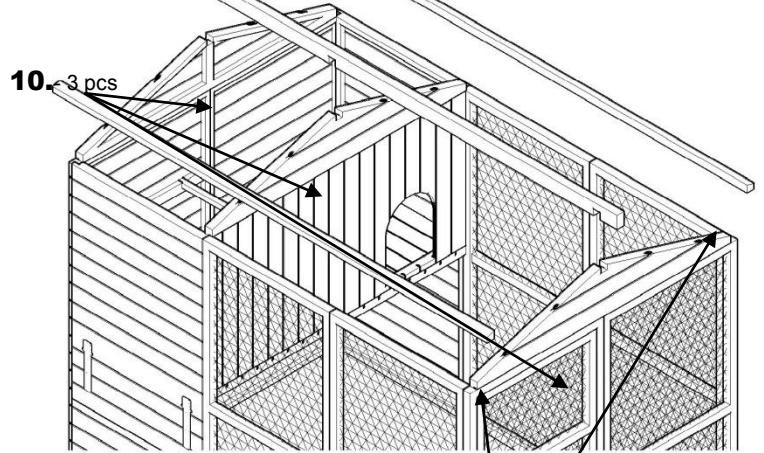


12.- 1pc

30.- 12 pcs

24.- 9 pcs

10.- 3 pcs



29.- 2+2pcs

28.- 8+8pcs

9.- 1pc

15.- 2 pcs

13.- 16 pcs

25.- 100 pcs

16.- 4 pcs

26.- 30 pcs

