

631087 / 04.2014

**DE**

## **Anleitung für Montage und Wartung**

ThermoPro / MZ Thermo / KSi Thermo

**EN**

## **Fitting and Maintenance Instructions**

ThermoPro / MZ Thermo / KSi Thermo

**FR**

## **Instructions de montage et d'entretien**

ThermoPro / MZ Thermo / KSi Thermo

**ES**

## **Instrucciones de montaje y mantenimiento**

ThermoPro / MZ Thermo / KSi Thermo

**RU**

## **Инструкция по монтажу и техническому обслуживанию**

ThermoPro / MZ Thermo / KSi Thermo

**+**

**NL** NEDERLANDS

**IT** ITALIANO

**PT** PORTUGUÊS

**PL** POLSKI

**HU** MAGYAR

**CS** ČESKY

**SL** SLOVENSKY

**NO** NORSK

**SV** SVENSKA

**FI** SUOMI

**DA** DANSK

**SK** SLOVENSKO

**TR** TÜRKÇE

**LT** LIETUVIŲ KALBA

**ET** EESTI

**LV** LATVIEŠU VALODA


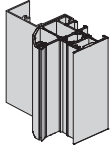
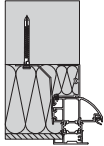


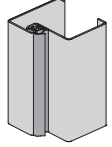
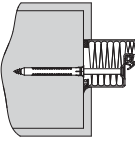

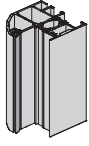
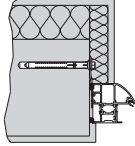
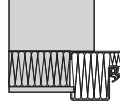

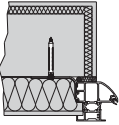
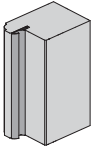
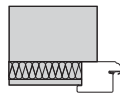

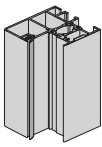
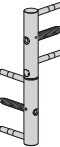
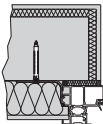
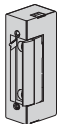

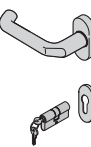

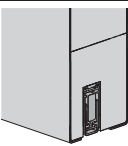


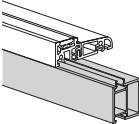
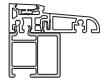
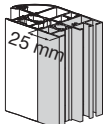
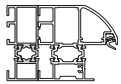
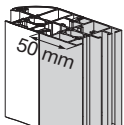
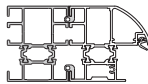
**HR** HRVATSKI

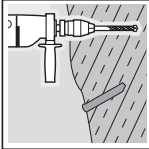
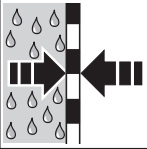


**SR** SRPSKI

**EL** ΕΛΛΗΝΙΚΑ

**RO** ROMÂNĂ

**BG** БЪЛГАРСКИ

	3 - 19				39 - 40
	20 - 21				41 - 42
	22 - 24				43
	25				44
	22 - 24				45
	25				46
 <b>RC2</b>	22 - 24				47
	26 - 29				48
	30 - 34				49
	35				50
	36 - 37				Unternehmererklärung
	38				51

	<p><b>DE</b> wichtiger Hinweis zur Vermeidung von Sachschäden</p> <p><b>EN</b> Important note for avoiding damage to property</p> <p><b>FR</b> Remarques importantes pour éviter les dommages matériels</p> <p><b>RU</b> Важное замечание по предотвращению травм и материального ущерба</p>		<p><b>DE</b> Bohren</p> <p><b>EN</b> Drilling</p> <p><b>FR</b> Perçage</p> <p><b>RU</b> Сверление</p>
	<p><b>DE</b> zulässige Anordnung oder Tätigkeit</p> <p><b>EN</b> Permissible arrangement or activity</p> <p><b>FR</b> Disposition ou activité autorisée</p> <p><b>RU</b> Допустимая планировка или деятельность</p>		<p><b>DE</b> Verschraubung handfest anziehen</p> <p><b>EN</b> Tighten the screws by hand</p> <p><b>FR</b> Serrage des vis à la main</p> <p><b>RU</b> Затянуть вручную резьбовое соединение</p>
	<p><b>DE</b> unzulässige Anordnung oder Tätigkeit</p> <p><b>EN</b> Non-permissible arrangement or activity</p> <p><b>FR</b> Disposition ou activité interdite</p> <p><b>RU</b> Недопустимая планировка или деятельность</p>		<p><b>DE</b> Verschraubung fest anziehen</p> <p><b>EN</b> Tighten the screws firmly</p> <p><b>FR</b> Serrage des vis à fond</p> <p><b>RU</b> Крепко затянуть резьбовое соединение</p>
	<p><b>DE</b> Option</p> <p><b>EN</b> option</p> <p><b>FR</b> option</p> <p><b>RU</b> Опция</p>		<p><b>DE</b> regelkonformes Dichtmittel</p> <p><b>EN</b> sealant conform to the rules</p> <p><b>FR</b> moyen d'étanchéité respectant la loi</p> <p><b>RU</b> соответствующее предписаниям уплотняющее средство</p>
	<p><b>DE</b> dampfdiffusionsdicht</p> <p><b>EN</b> vapour diffusion proof</p> <p><b>FR</b> Imperméable à la diffusion de vapeur</p> <p><b>RU</b> Паронепроницаемое исполнение</p>		<p><b>DE</b> prüfen</p> <p><b>EN</b> Inspect</p> <p><b>FR</b> Vérification</p> <p><b>RU</b> Проверить</p>
	<p><b>DE</b> dampfdiffusionsoffen</p> <p><b>EN</b> open to vapour diffusion</p> <p><b>FR</b> Perméable à la diffusion de vapeur</p> <p><b>RU</b> Паропроницаемое исполнение</p>		<p><b>DE</b> Wartung jährlich</p> <p><b>EN</b> Annual maintenance</p> <p><b>FR</b> Maintenance annuelle</p> <p><b>RU</b> ежегодное техническое обслуживание</p>
	<p><b>DE</b> Haus Innenbereich</p> <p><b>EN</b> House interior</p> <p><b>FR</b> Intérieur</p> <p><b>RU</b> Внутреннее пространство здания</p>		<p><b>DE</b> Bauteil oder Verpackung entfernen und entsorgen</p> <p><b>EN</b> Remove and dispose of component or packaging</p> <p><b>FR</b> Retrait de l'élément de construction ou du conditionnement et élimination</p> <p><b>RU</b> Убрать и утилизировать деталь или упаковку</p>
	<p><b>DE</b> Haus Aussenbereich</p> <p><b>EN</b> House exterior</p> <p><b>FR</b> Extérieur</p> <p><b>RU</b> Внешнее пространство здания</p>		<p><b>DE</b> nach Innen öffnend</p> <p><b>EN</b> opening inwards</p> <p><b>FR</b> ouverture à l'intérieur</p> <p><b>RU</b> с открыванием наружу</p>
	<p><b>DE</b> Tauwasserbildung</p> <p><b>EN</b> Condensation</p> <p><b>FR</b> Formation de condensation</p> <p><b>RU</b> образование конденсата</p>		<p><b>DE</b> nach Außen öffnend</p> <p><b>EN</b> opening outwards</p> <p><b>FR</b> ouverture à l'extérieur</p> <p><b>RU</b> с открыванием во внутрь</p>

## Surface

The door surface is furnished with a wet paint coating or a foil-coating. This coating provides the door surface with the following properties:

- Corrosion protection
- Colour fastness
- Protection from environmental influences

### Varnishing the surface (Repainting non-foil-coated surfaces):

1. Sand the surface.
2. Clean the sanded surface thoroughly.
3. Apply 2K-PUR paint finish or 2K-EPOXY etch primer directly and paint with conventional synthetic resin paints.

### ATTENTION

#### Unsuitable care products

The door surface and adjacent components can be damaged by aggressive, corrosive or abrasive materials such as acids or steel brushes.

- ▶ Only use conventional care products, as well as soft cloths or towels, to maintain the entrance door.
- ▶ Always take note of the manufacturer information for the care products.

### Care information for stainless steel handles and embellishments

You have purchased a high-grade stainless steel product. Protect it by cleaning and maintaining it regularly. This is the only way to prevent corrosion caused by environmental influences and contamination related to use. Surface rust is thus not a reason for complaint! For the care of the stainless steel we recommend our special care product, which you can purchase from your specialised retailer. Alternately, you can use commercially available stainless steel care products. Please do not use aggressive, corrosive or abrasive materials such as acids or steel brushes, which can damage the surface of the stainless steel or adjacent components. For that reason, always take note of the manufacturer information of the care products.

- ▶ Oil or lubricate movable fitting parts once a year. Only use acid-free oil or vaseline.
- ▶ Under certain climatic conditions condensation may appear on the element.

## FR FRANÇAIS

### A propos de ce mode d'emploi

Cette notice se compose d'une partie texte et d'une partie illustrée. Vous trouverez cette dernière à la fin de la partie texte.

Lisez attentivement et suivez les présentes instructions. Elles contiennent des informations importantes concernant le produit. Veuillez en particulier respecter toutes les consignes de sécurité et de danger.

**Conservez précieusement les présentes instructions!**

## Consignes de sécurité utilisées

### ATTENTION

Désigne un danger susceptible **d'endommager ou de détruire le produit.**

### Détermination de la position de la porte

La position de la porte doit être déterminée en fonction des possibilités de fixation locales, du type de mur et des écarts nécessaires par rapport aux bords des chevilles et des axes de celles-ci. Positionnez la porte, dans la mesure du possible, de telle manière qu'elle affleure le mur au niveau de l'isolation. En cas de maçonnerie monolithique ou à simple paroi, positionnez la porte le plus proche possible de la paroi intérieure du bâtiment. Le processus isotherme ne doit être ni altéré ni interrompu. La porte doit être positionnée de sorte à éviter tout pont thermique dans les raccords muraux.

### Fixation à la construction

1. L'espace entre le cadre de porte et la maçonnerie doit être rempli de matériaux isolants (par exemple laine de verre ou laine de roche).
2. Compression de la ganse.
3. Scellage du joint intérieur pour éviter la diffusion de vapeur.
4. Réalisez le joint extérieur avec des bandes précompressées pour permettre la diffusion de vapeur.

### Exécution de surface

La surface de porte est munie d'un revêtement en vernis trempé ou d'un revêtement de feuill. Ce revêtement confère les propriétés suivantes à la surface de la porte:

- Protection anticorrosion
- Résistance à la décoloration
- Protection contre les influences environnementales

### Laquer la surface (Nouveau vernissage sur des surfaces à revêtement en vernis trempé):

1. Poncer la surface.
2. Nettoyer minutieusement la surface poncée.
3. Appliquez directement une laque de finition à 2 composants PUR ou une couche passivante à 2 composants EPOXI – puis une laque synthétique du commerce.

### ATTENTION

#### Produits d'entretien inappropriés

La surface de la porte ou les éléments de constructions voisins peuvent être endommagés par des brosses métalliques ou des substances agressives, caustiques ou décapantes telles que des acides.

- ▶ Pour l'entretien de votre porte d'entrée, utilisez uniquement des produits d'entretien disponibles dans le commerce ainsi que des chiffons doux ou des tissus.
- ▶ Pour chaque produit d'entretien, veuillez toujours vous conformer aux instructions du fabricant.

### Conseils d'entretien pour poignées et parements en acier inoxydable

Vous venez de faire l'acquisition d'un produit de grande qualité en acier inoxydable. Protégez-le par un entretien régulier ! De cette manière, vous préviendrez l'apparition

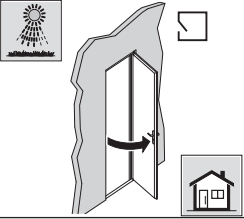
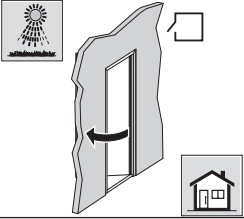












## **THERMOPRO / MZ THERMO / KSI THERMO**

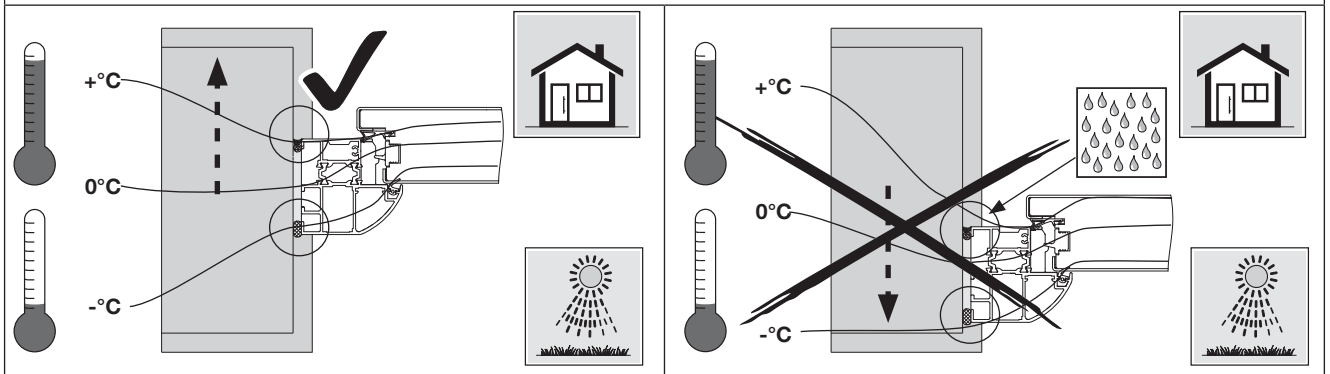
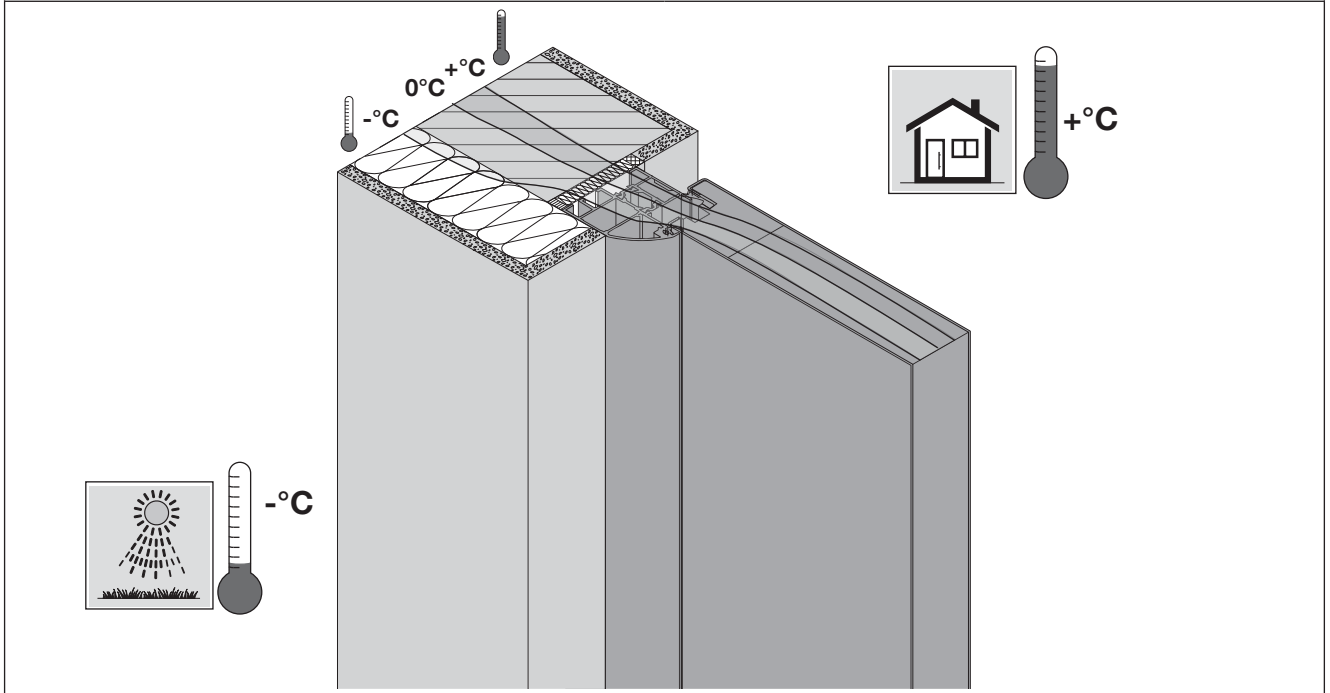
---

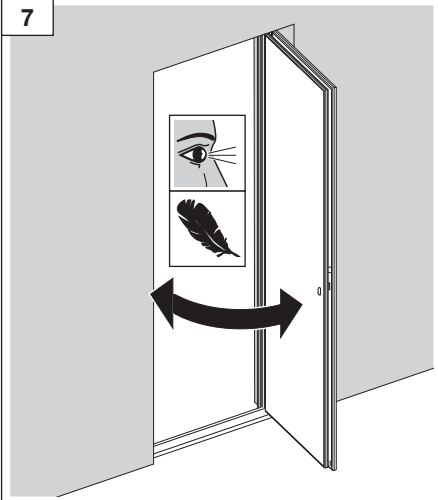

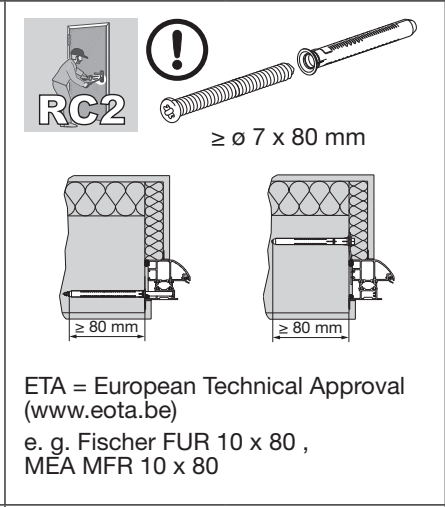
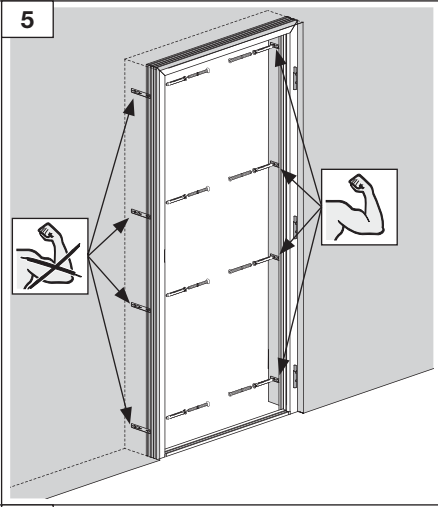
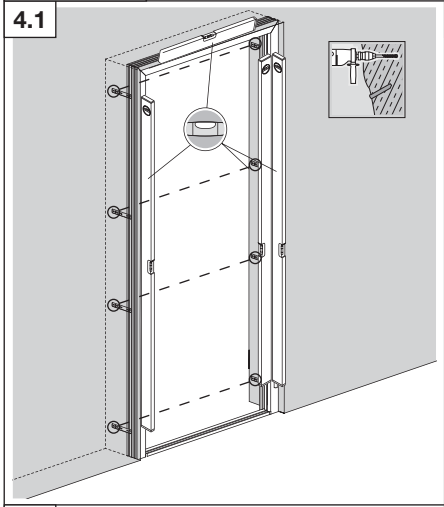
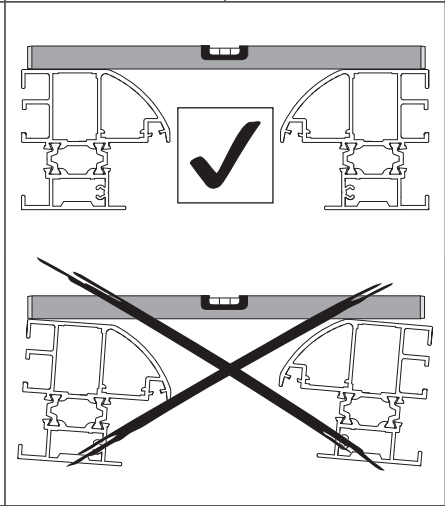

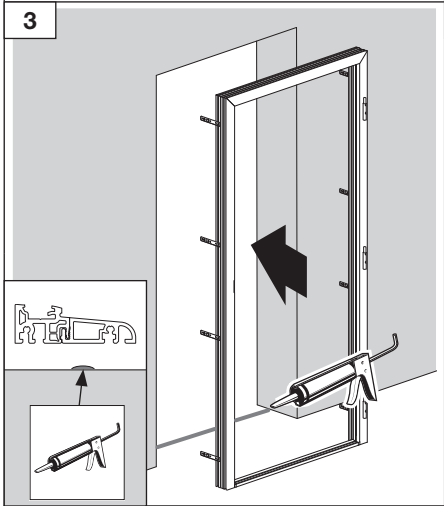
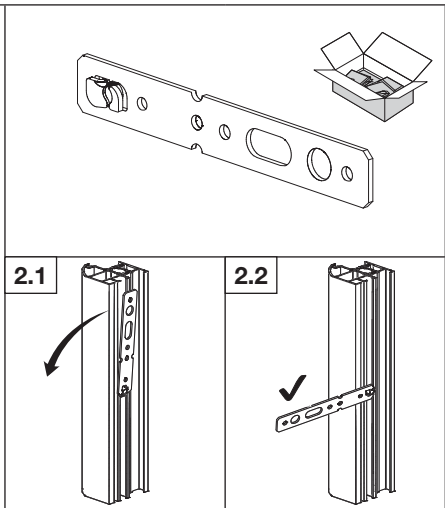
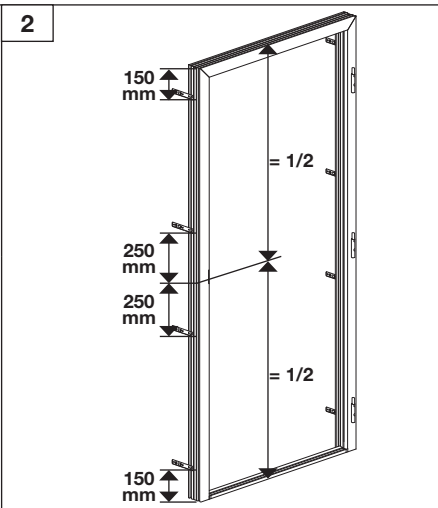
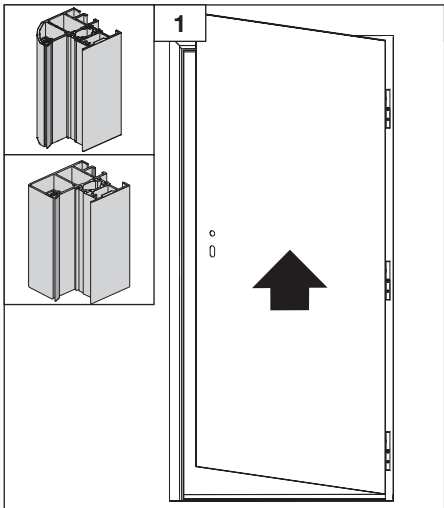
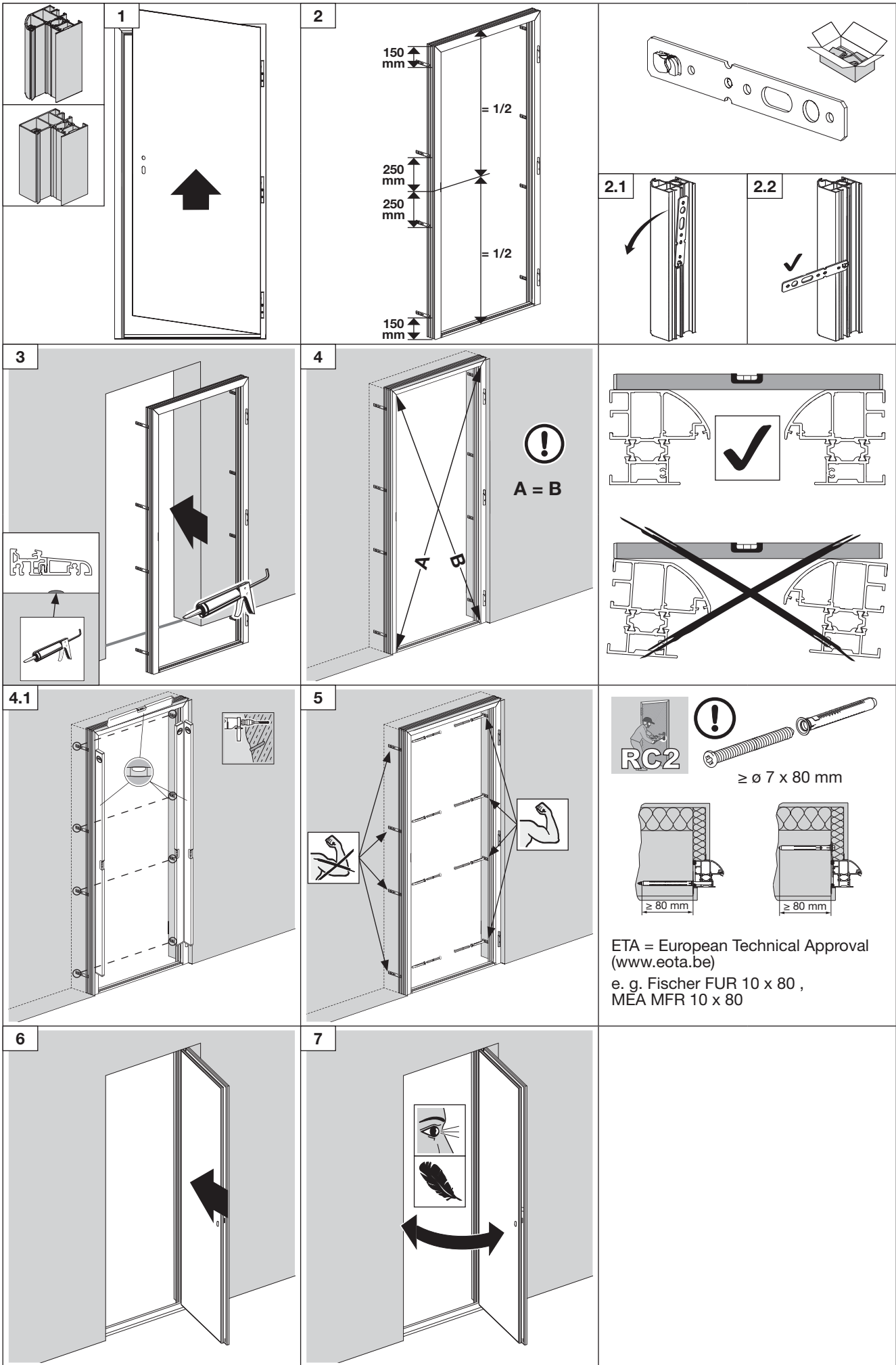
de traces de corrosion non souhaitées dues aux intempéries et aux impuretés liées à son utilisation. La présence d'une fine couche de rouille ne peut donc constituer un motif de réclamation ! Pour l'entretien de l'acier inoxydable, nous recommandons le produit d'entretien issu de notre gamme de vente. Vous pouvez l'acquérir auprès de votre distributeur. A titre alternatif, vous pouvez également utiliser un produit d'entretien courant pour acier inoxydable. N'utilisez jamais de produits corrosifs, mordants ou décapants, comme des acides ou des brosses en acier, qui endommageraient la surface de l'acier inoxydable ou les composants attenants. Pour chaque produit d'entretien, veuillez toujours vous conformer aux indications du fabricant !

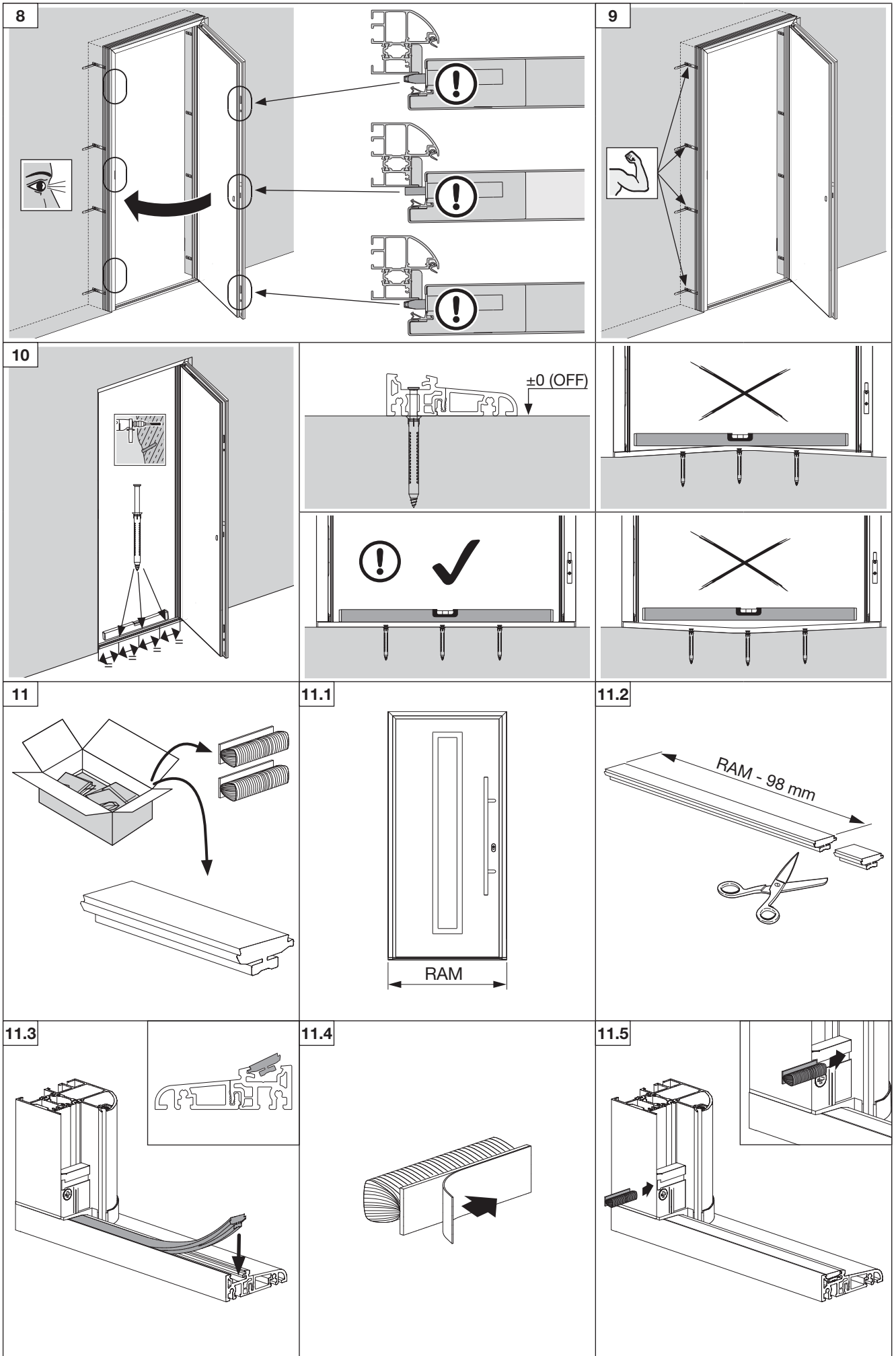
- ▶ Graissez ou huilez une fois par an les composants mobiles de la ferrure. Utilisez exclusivement des huiles désacidifiées ou de la vaseline.
- ▶ Sous certaines conditions climatiques, de l'eau de condensation peut se former sur l'élément.

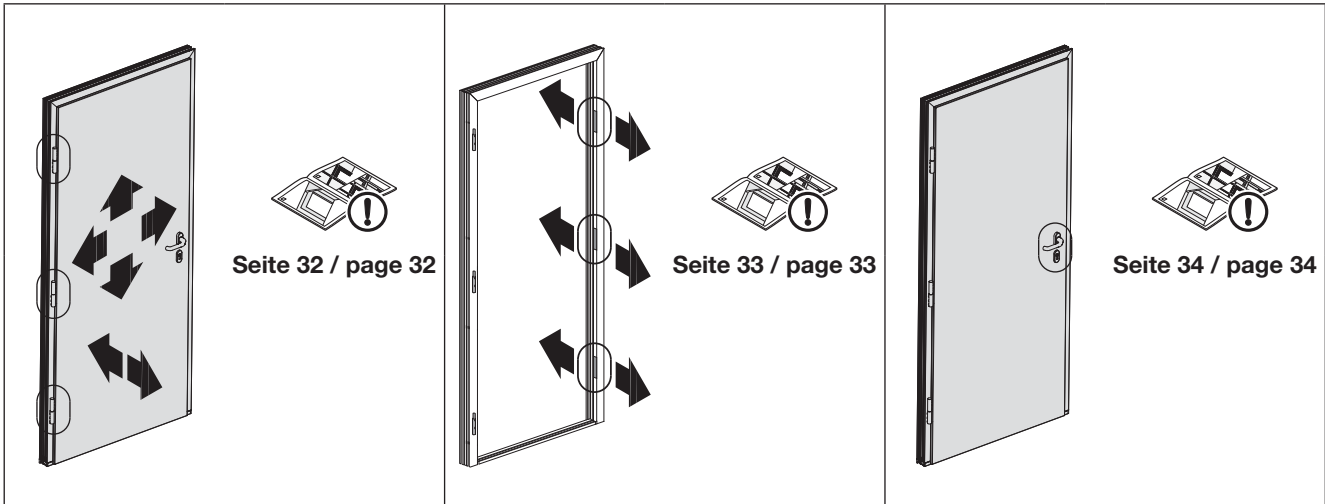
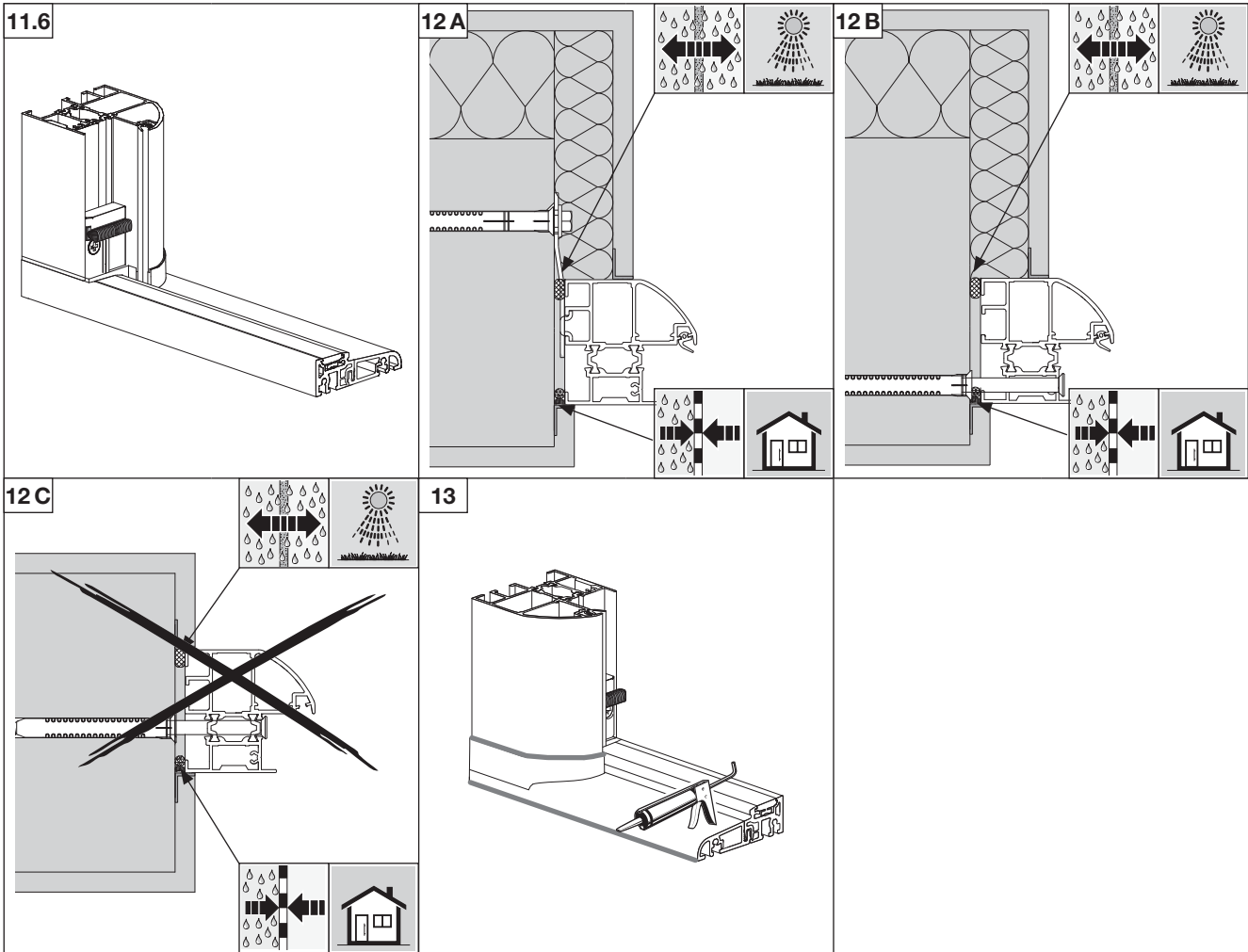
		TPS	
			
		✓	✓
	EN 14351-1	✓	✓
	EN 12400	✓	✓
	EN12219	✓	✗
	EN ISO 140-3 EN ISO 717-1	✓	✓
	EN 12208	✓	✗
	EN 1627	✓	✗
	EN 13049 EN 12217	✓	✓
	EN 12210 EN 12207	✓	✓
	EN ISO 12567-1 EN ISO 10077-1	✓	✓

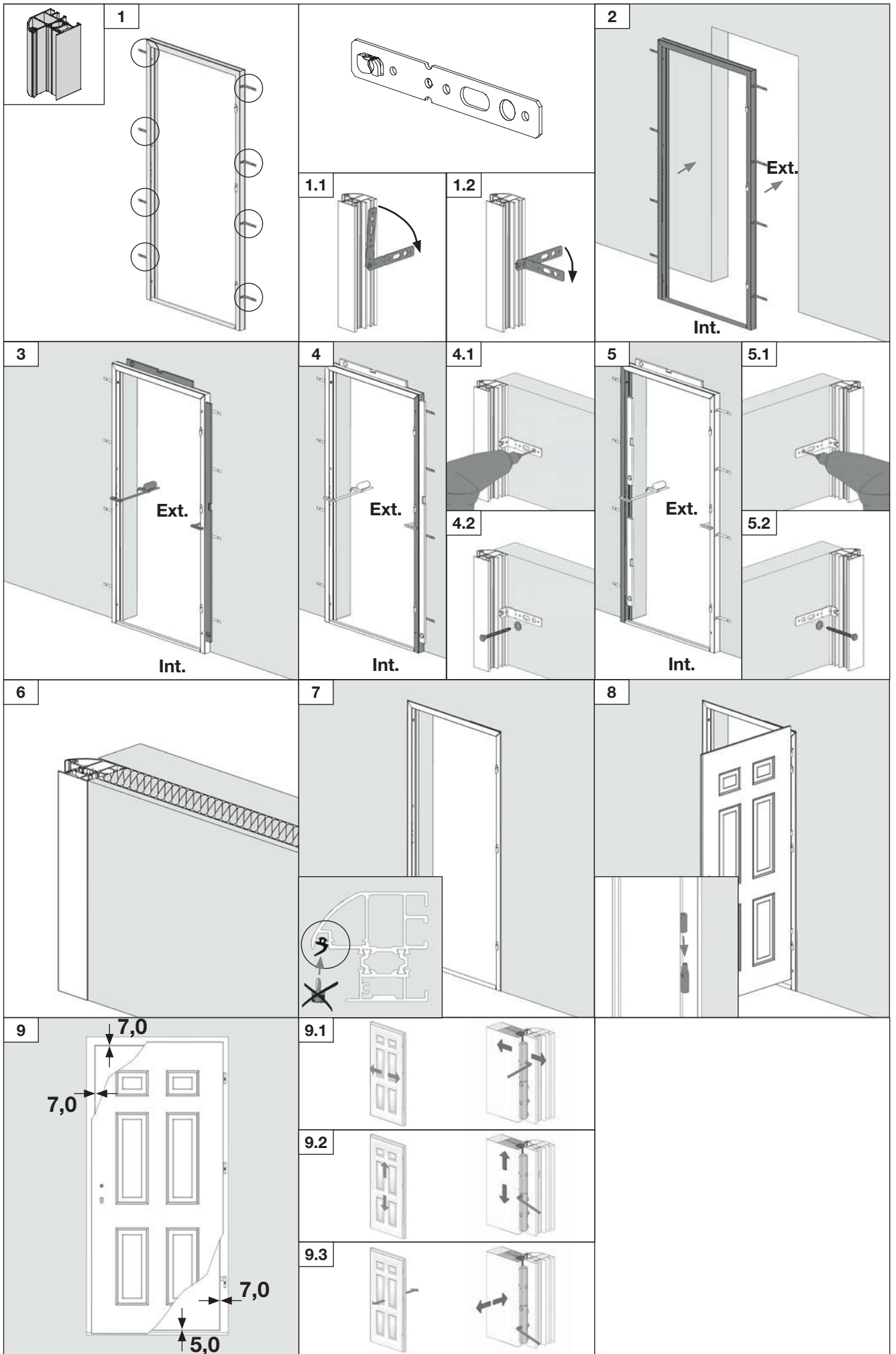
ACHTUNG / ATTENTION / ATTENTION / OPGELET / ATENCIÓN / ATTENZIONE / ATENÇÃO / UWAGA / VIGYÁZAT / POZOR / ВНИМАНИЕ / POZOR / NB! / OBS! / VAROITUS / BEMÆRK! / POZOR / DİKKAT / DÈMESIO! / TÄHELEPANU / UZMANĪBU! / PAŽNJA / PAŽNJA / ΠΡΟΣΟΧΗ / ATENȚIE / ВНИМАНИЕ



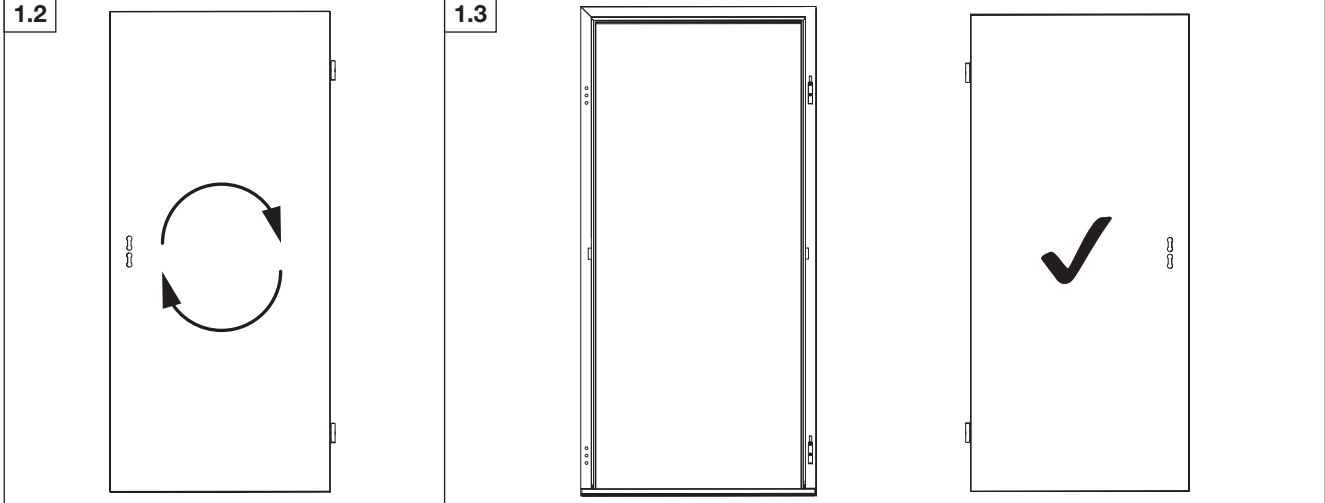
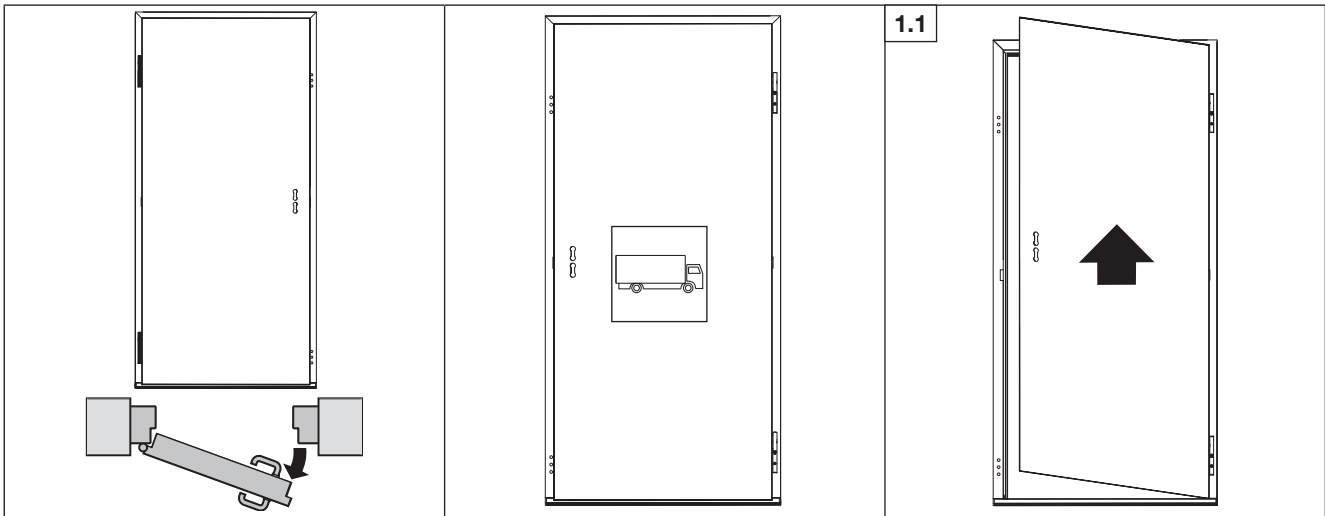
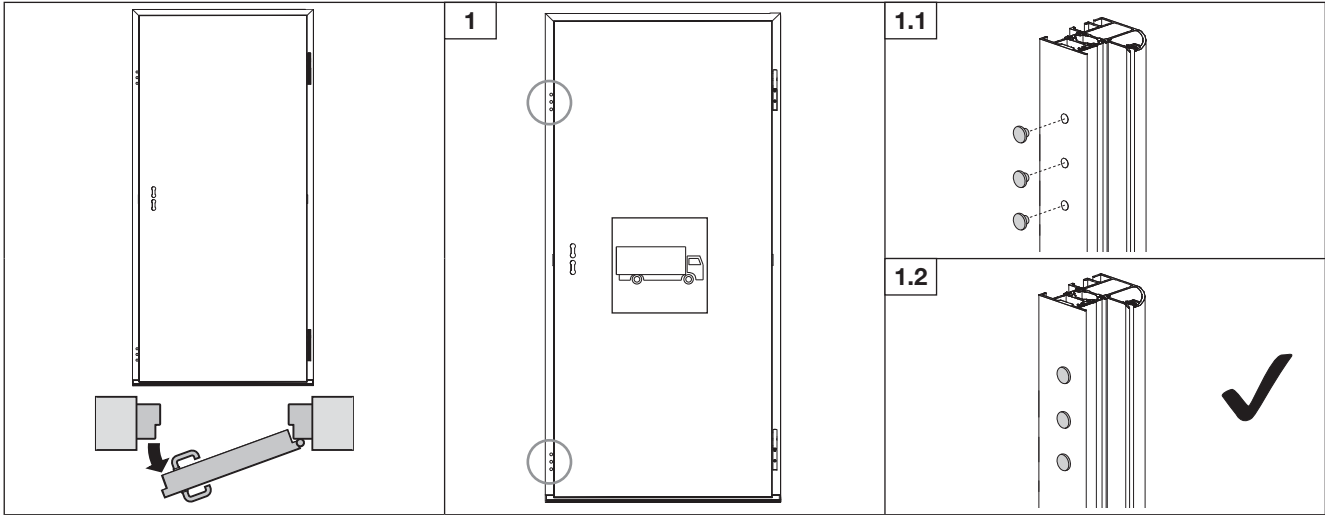
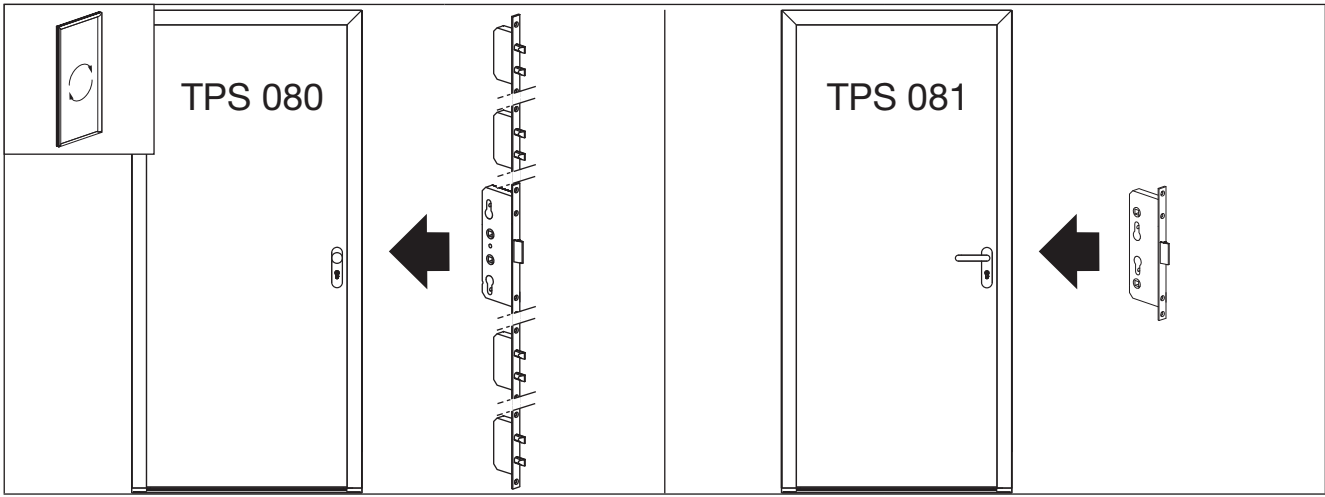


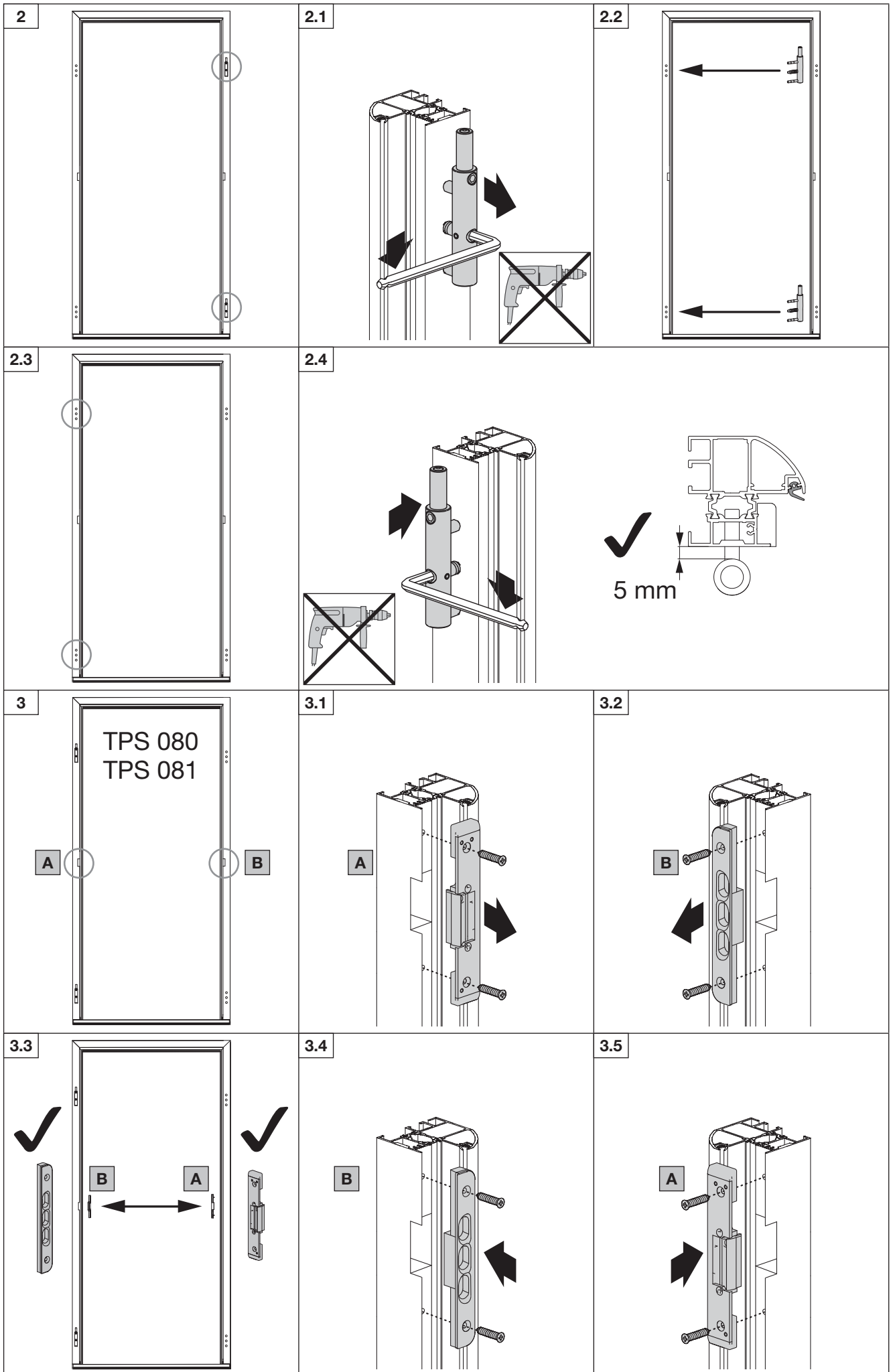


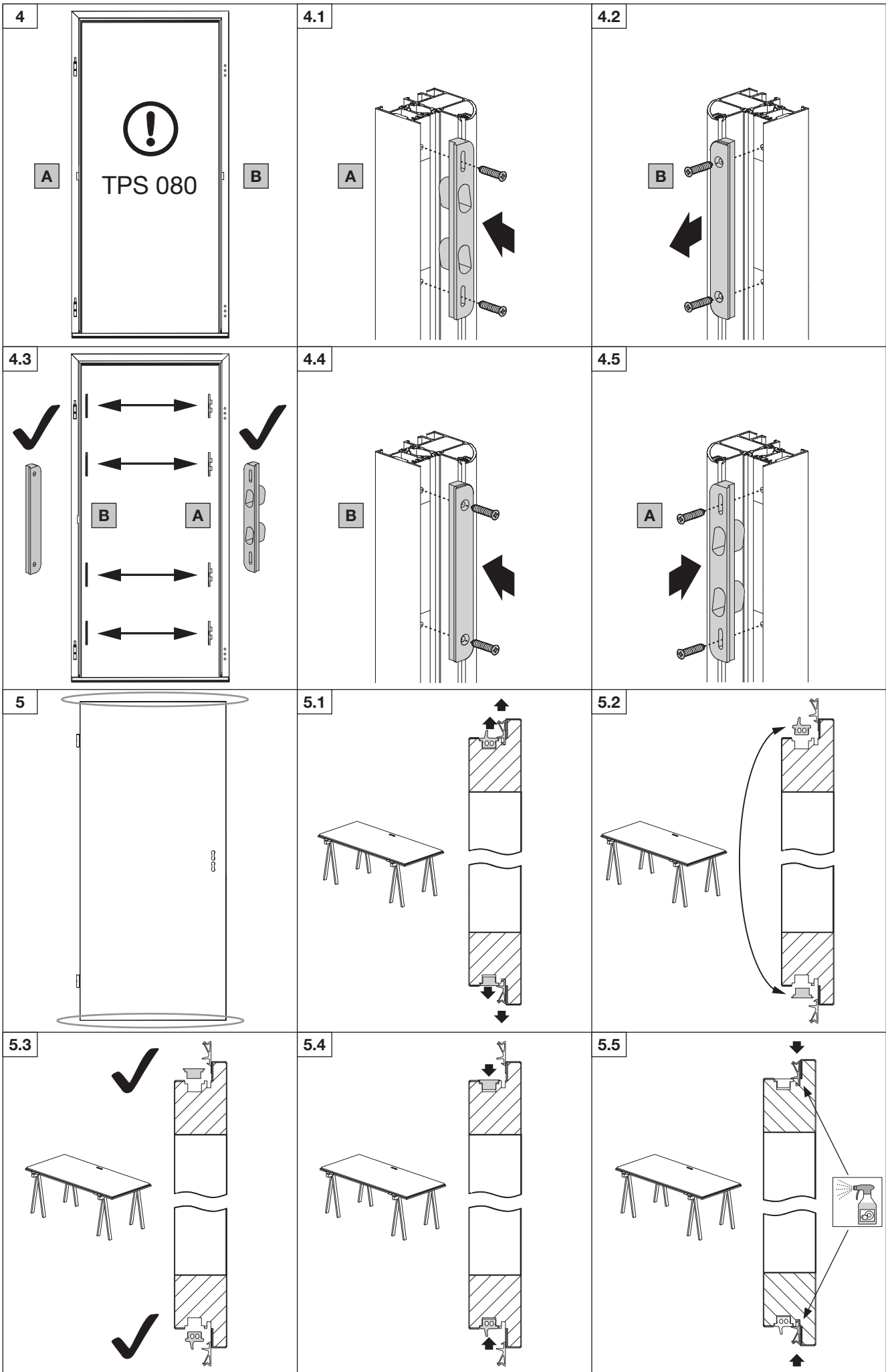


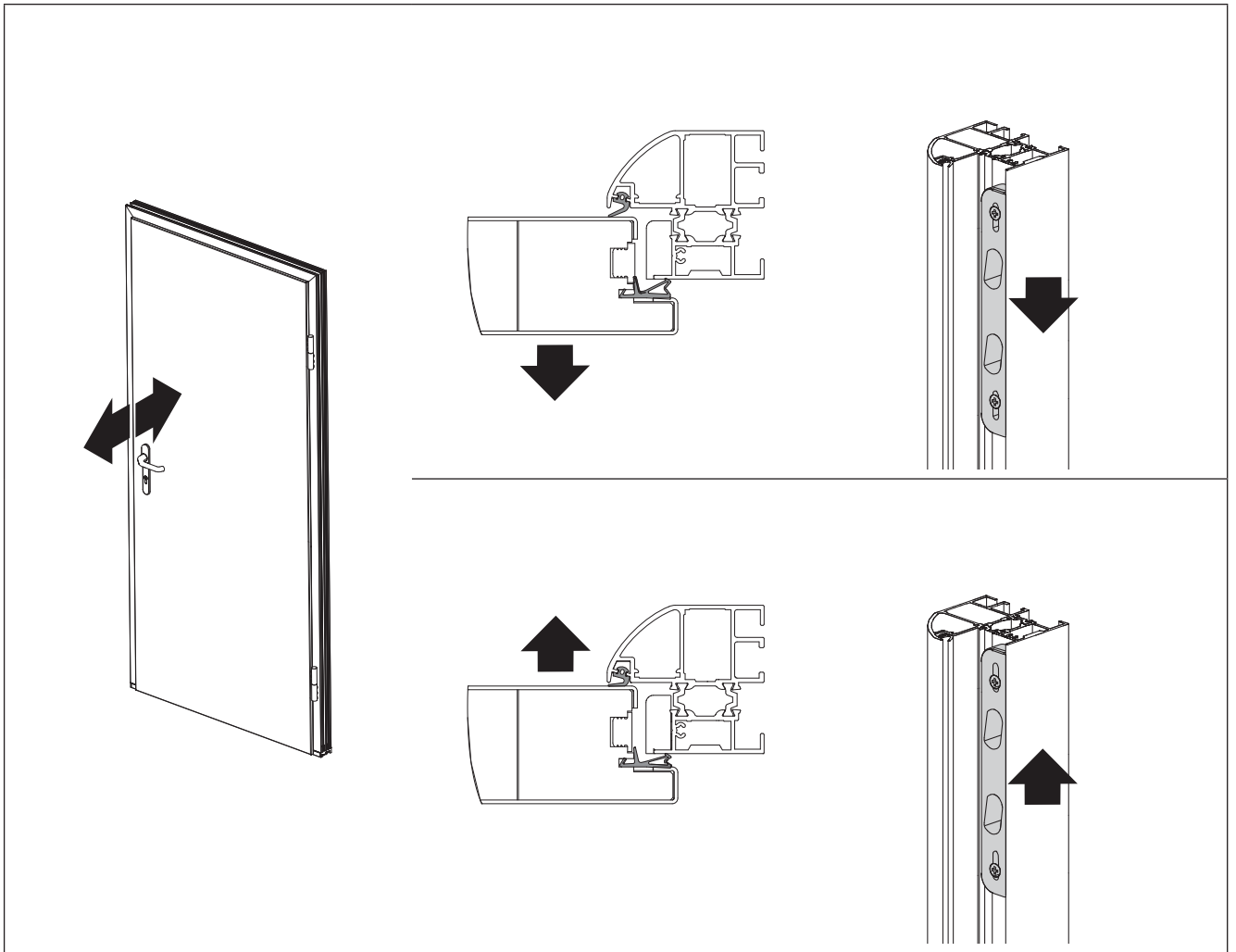
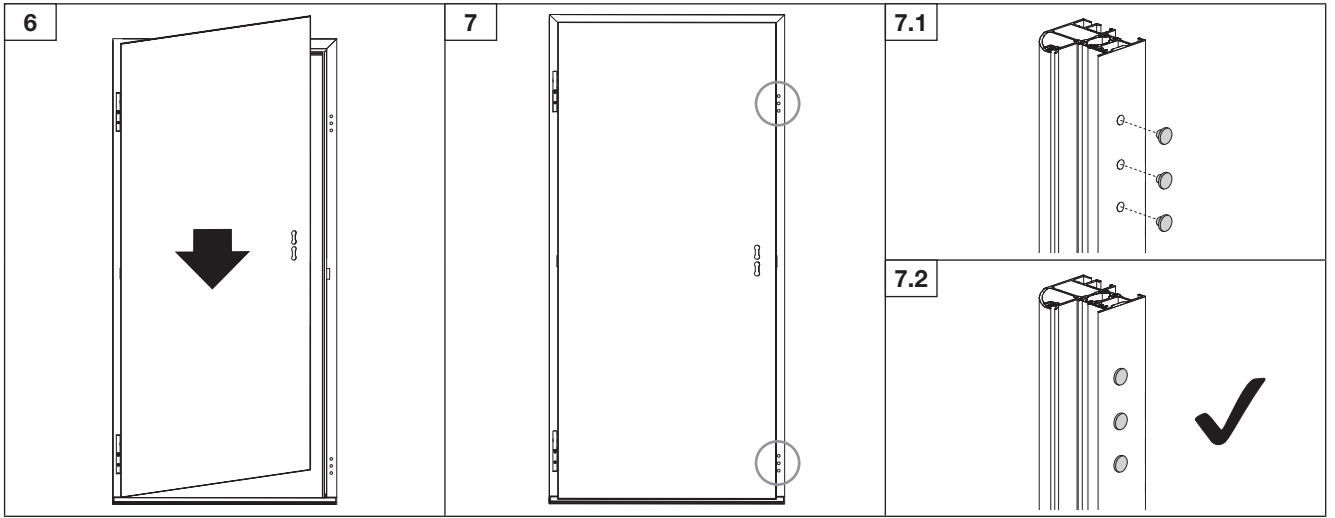


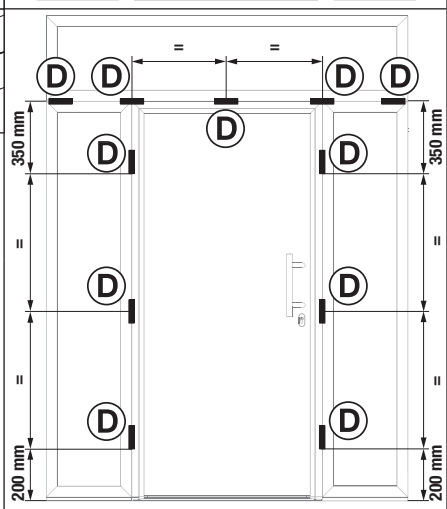
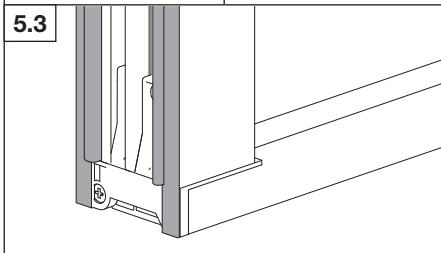
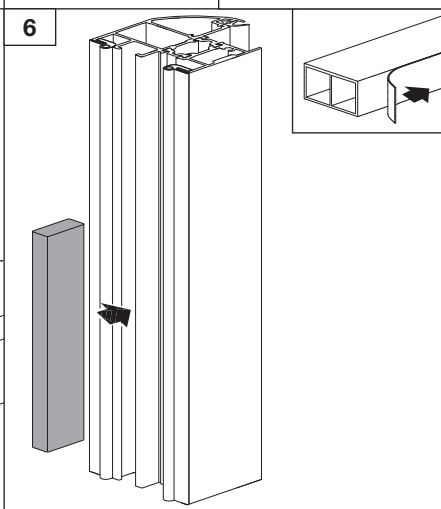
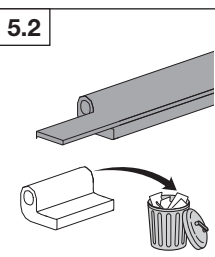
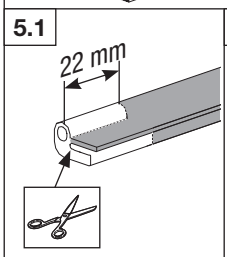
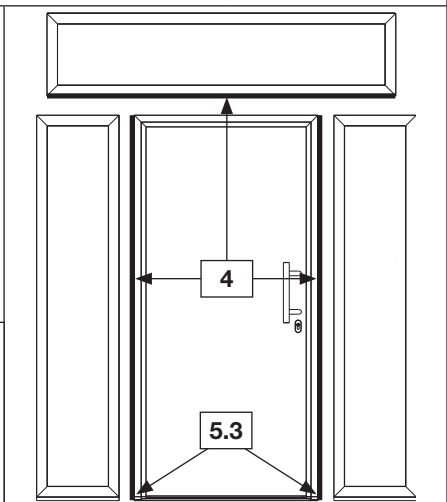
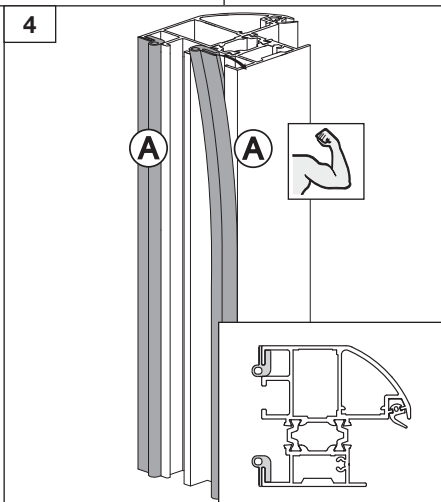
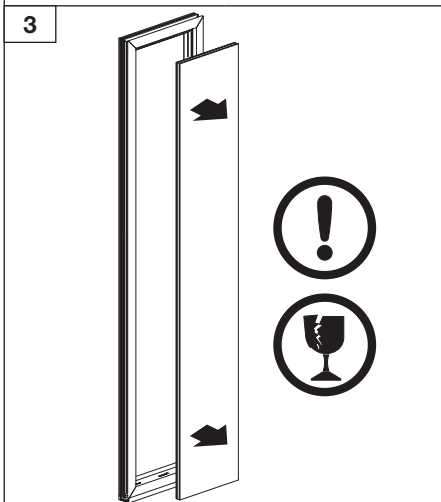
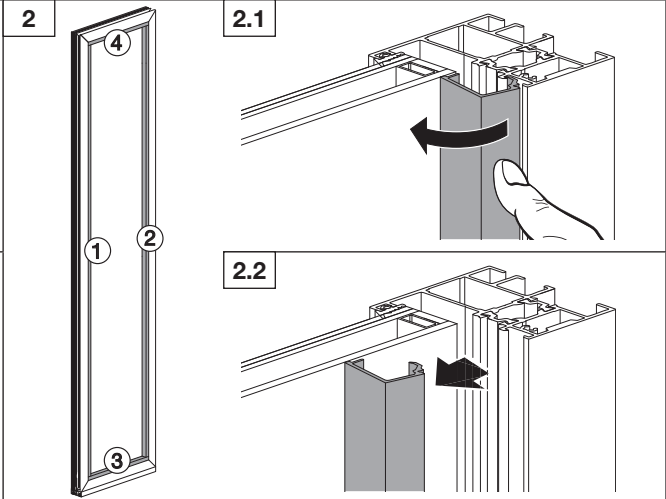
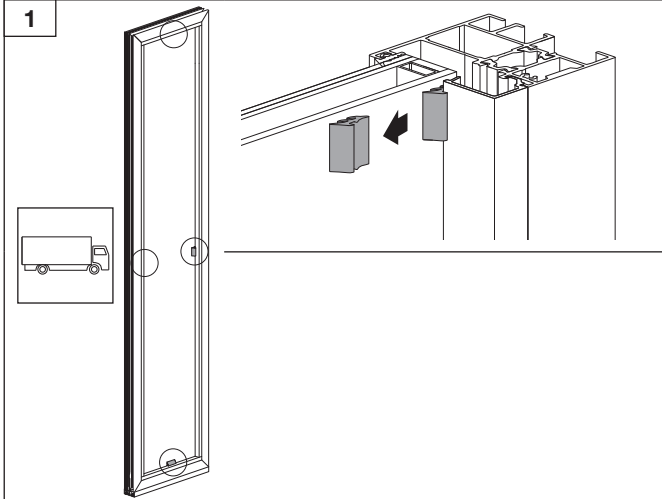
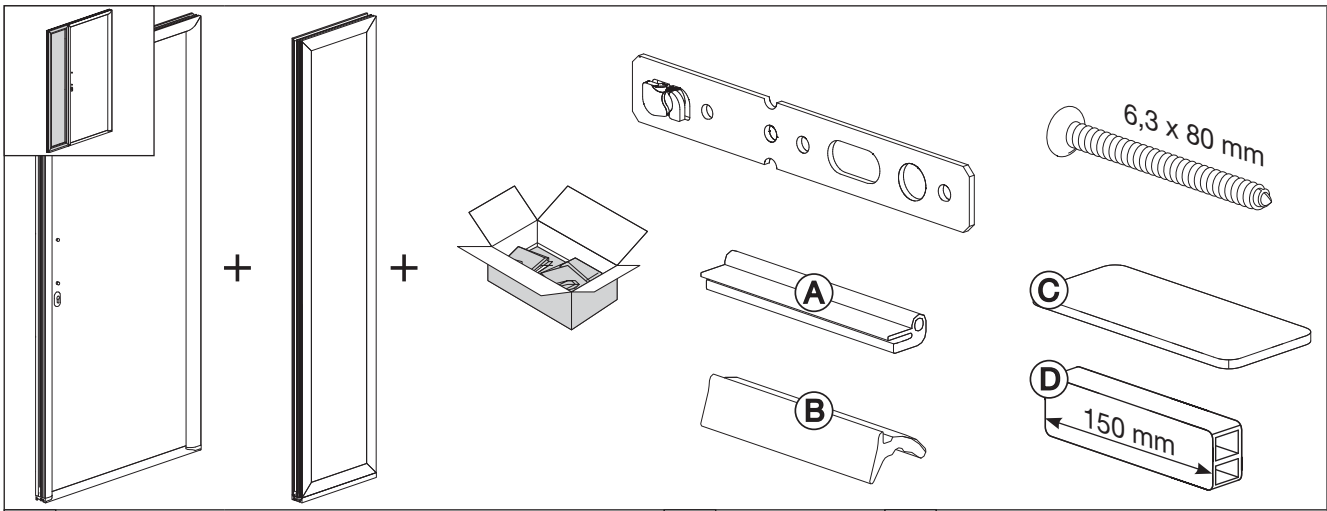


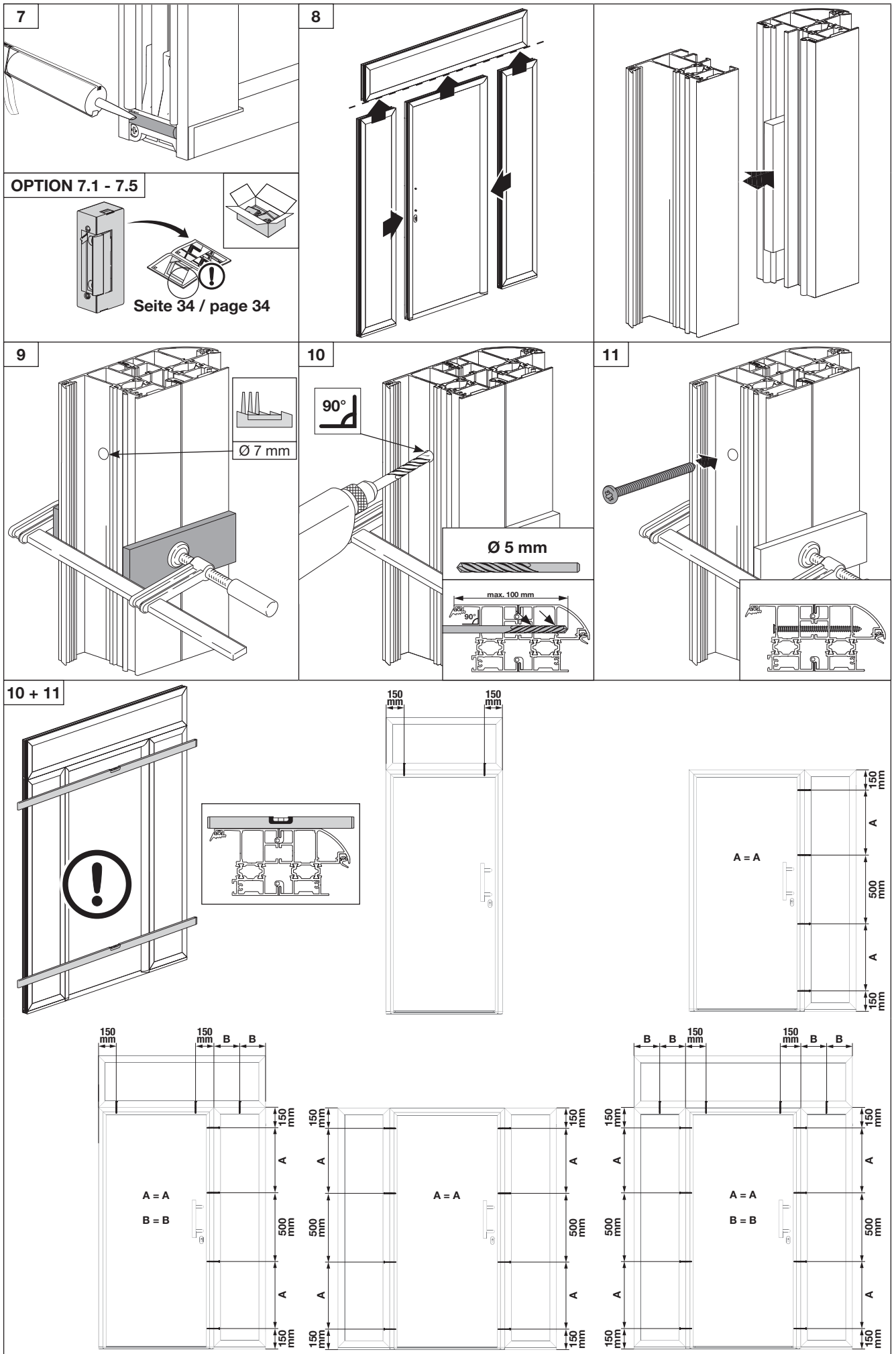


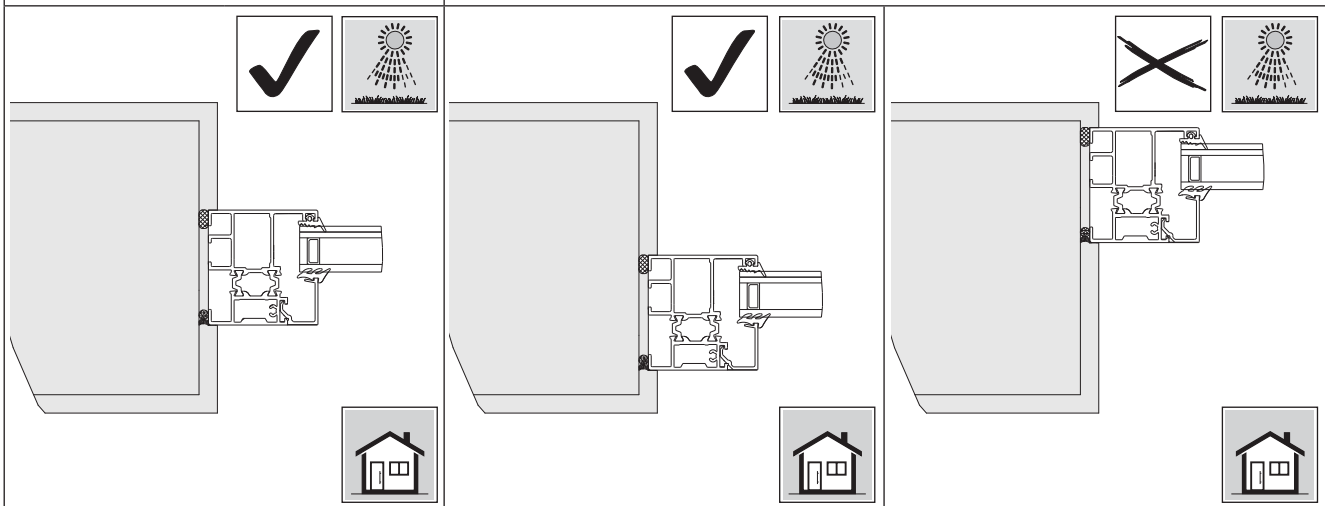
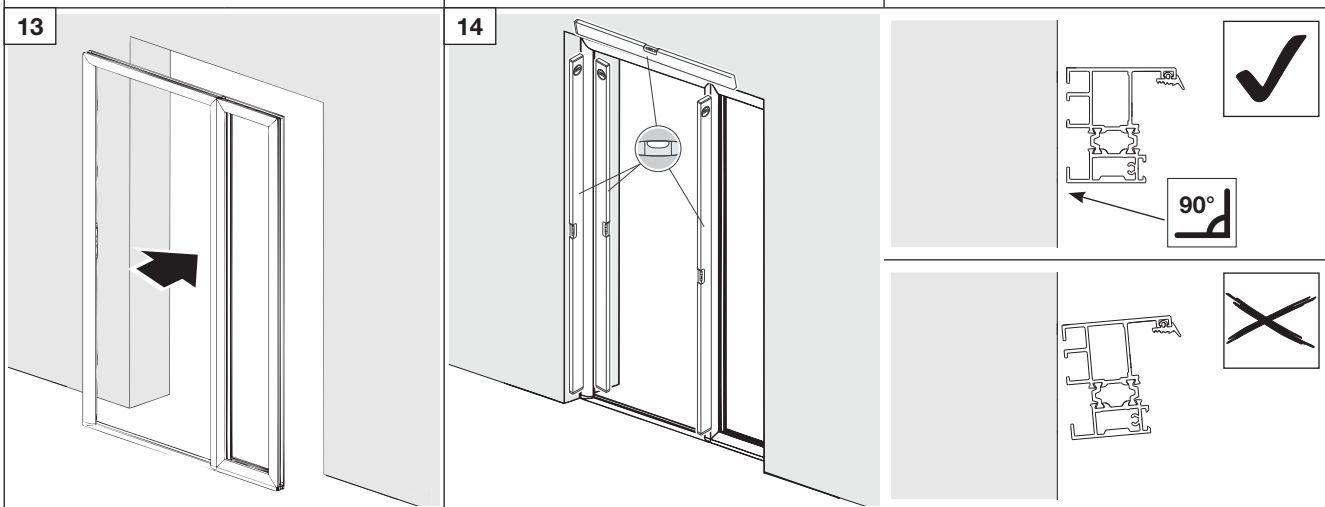
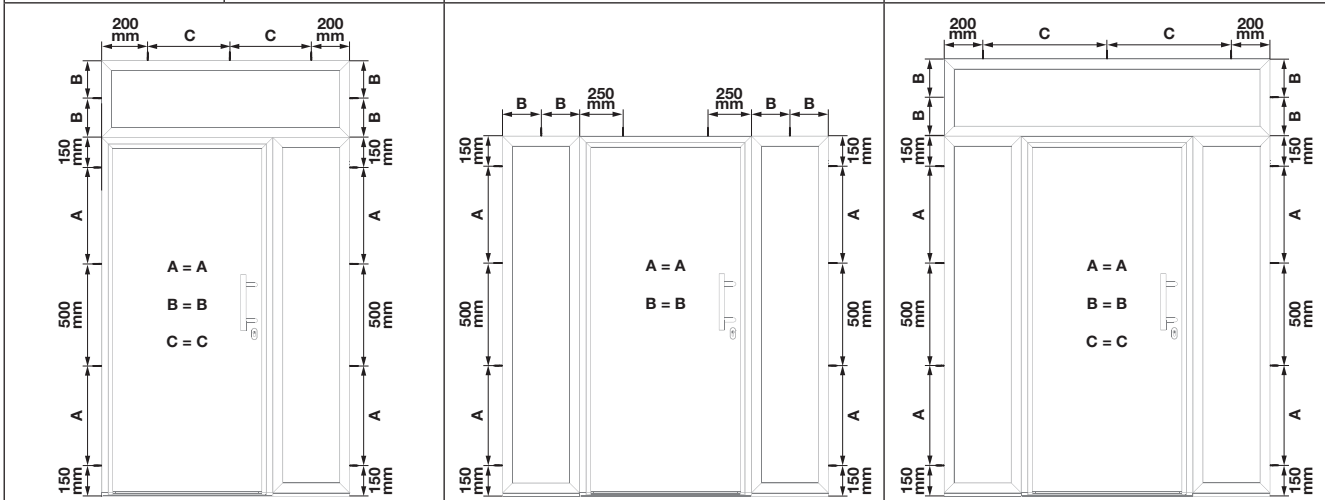
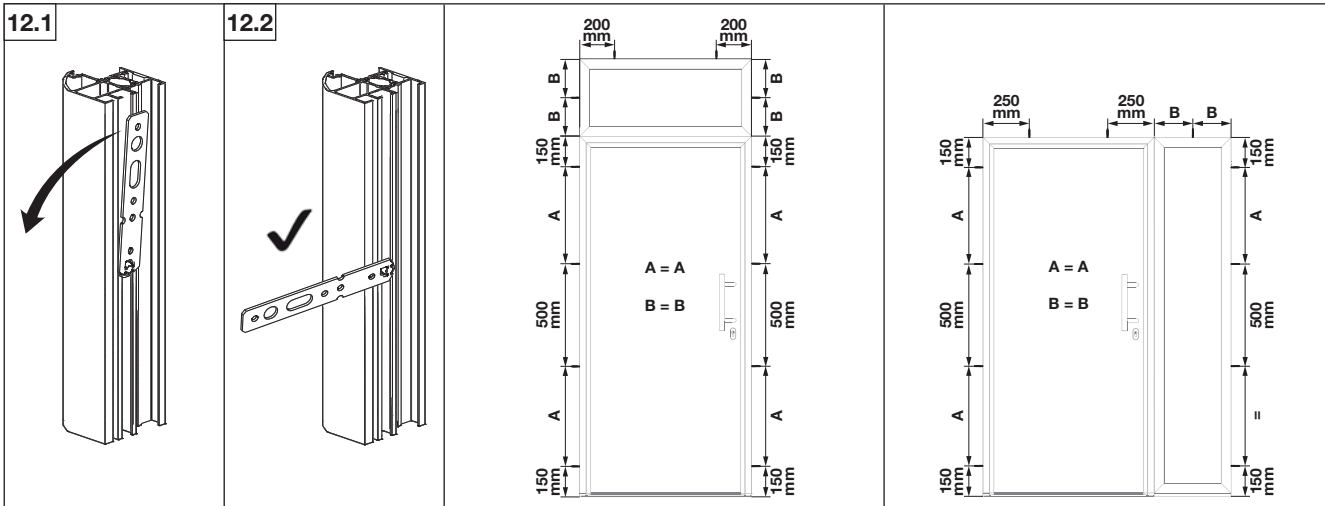




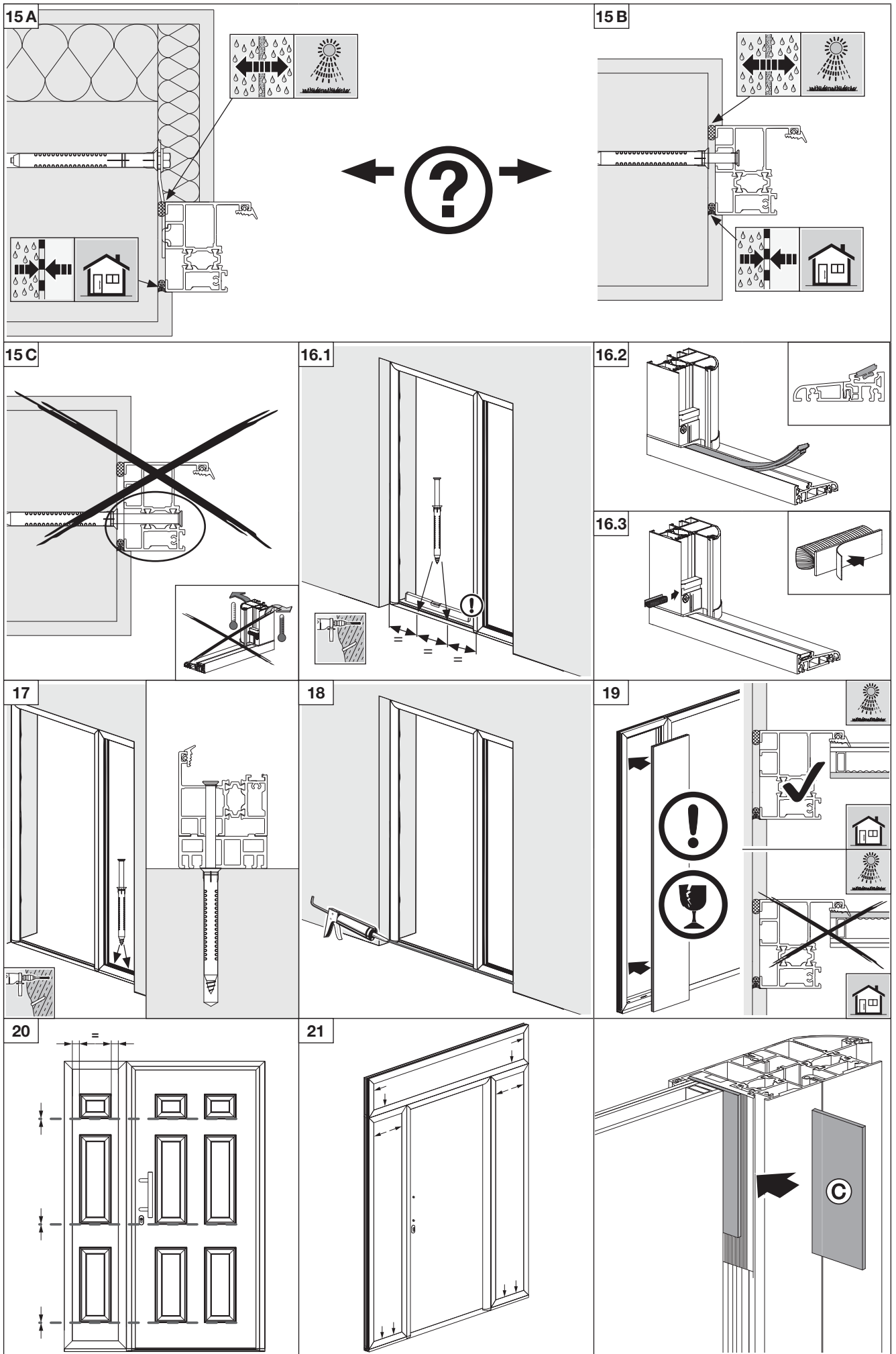


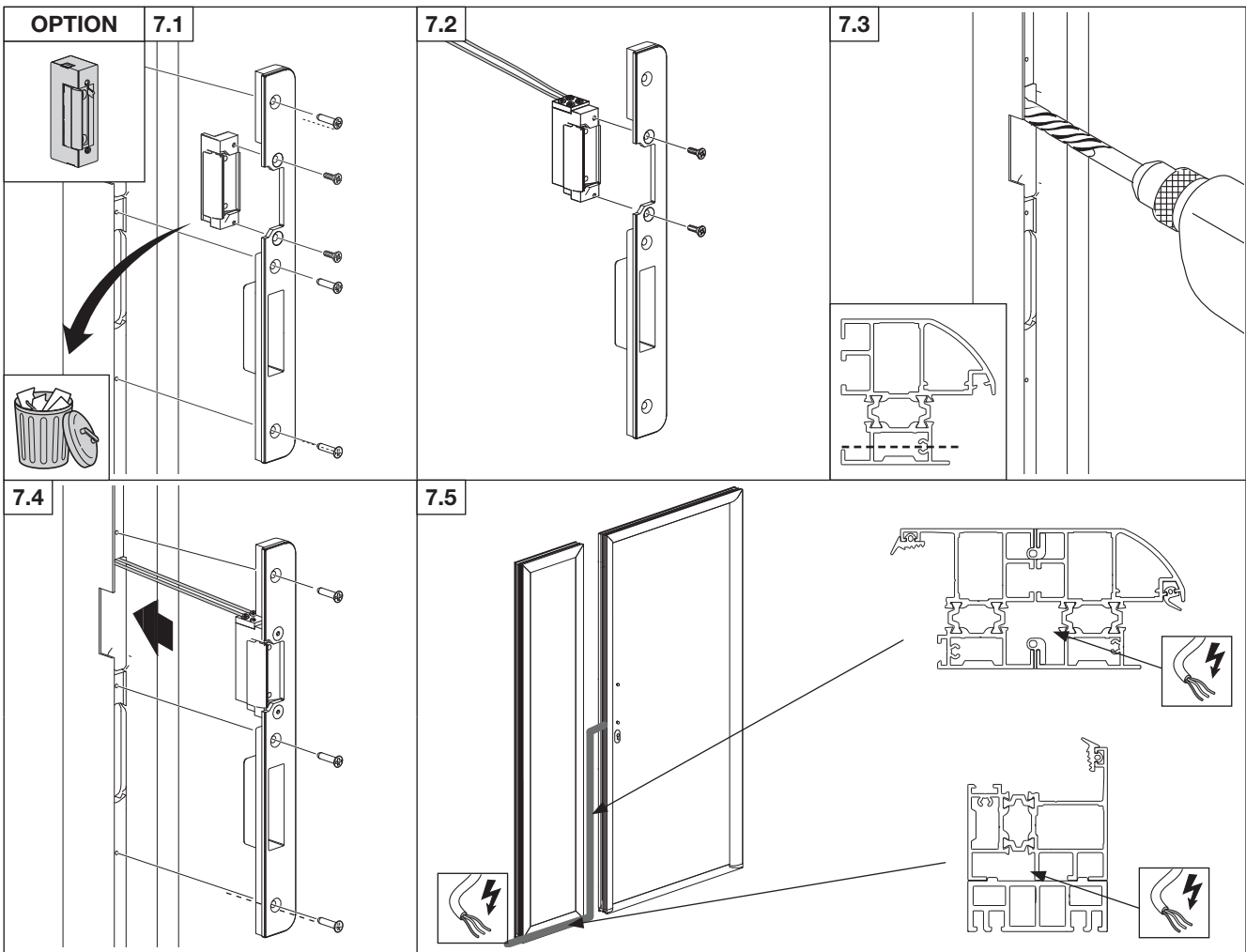
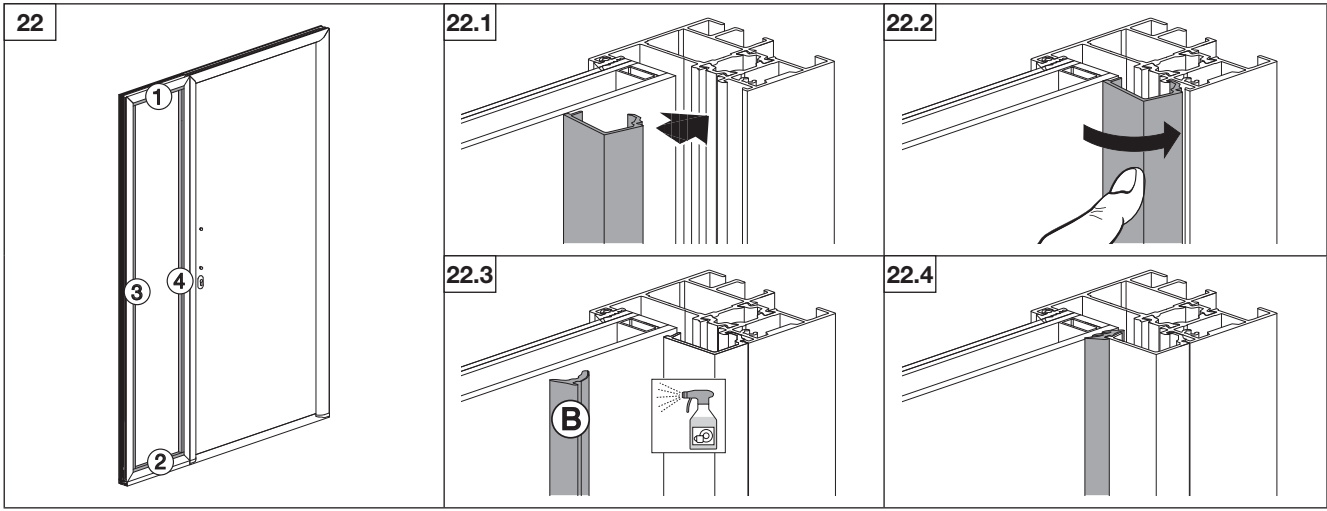


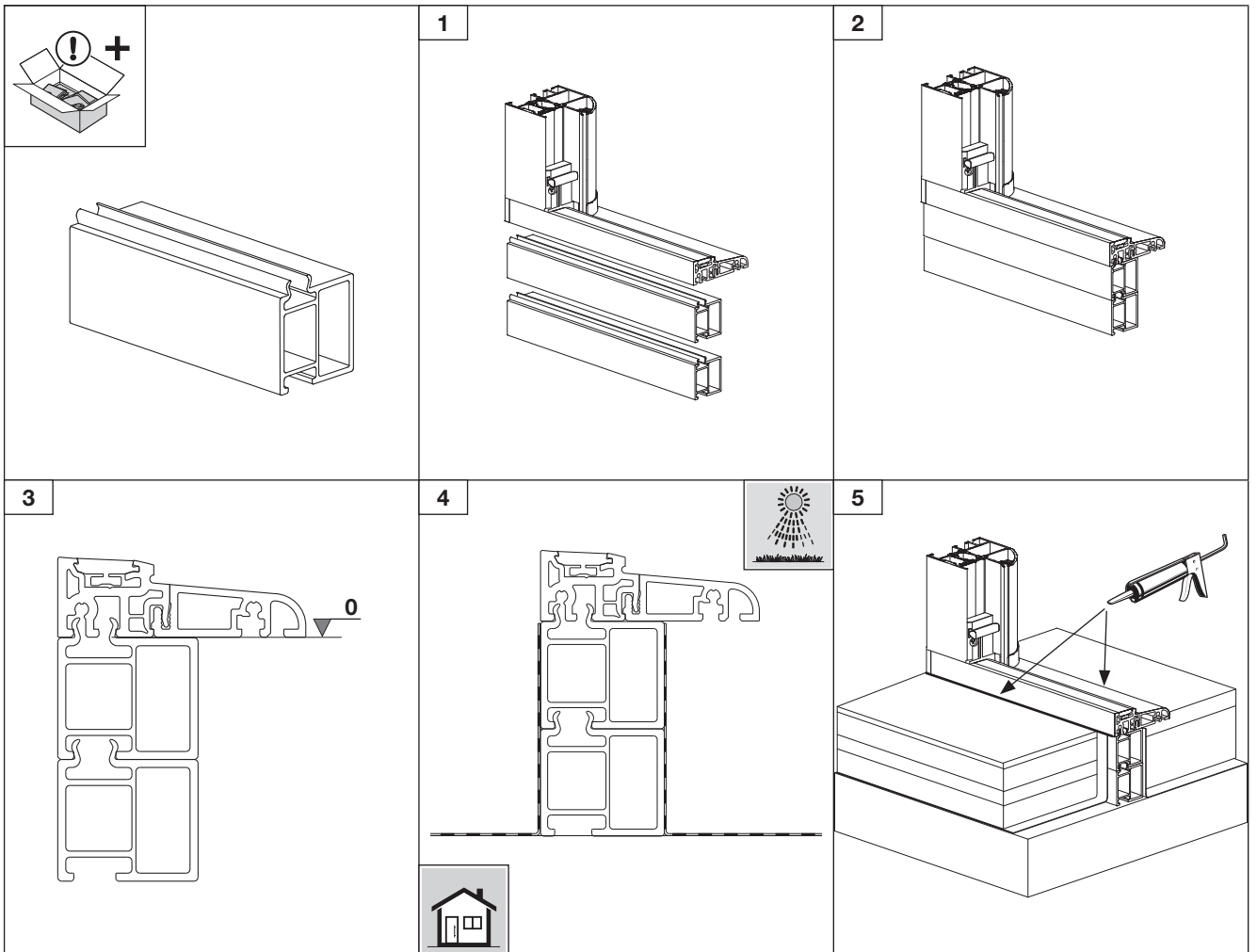



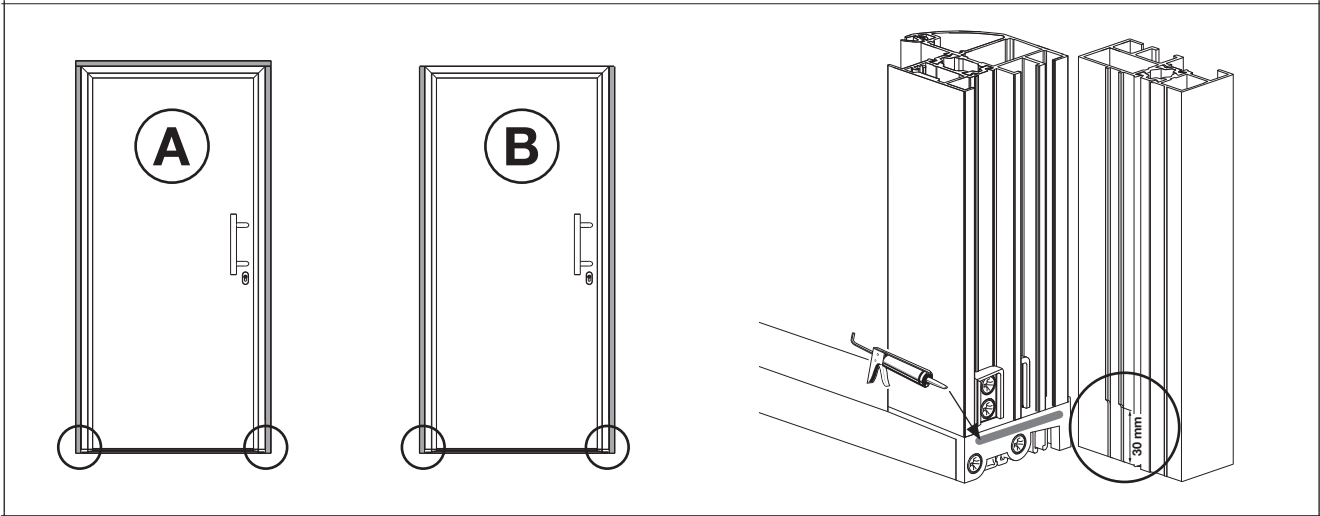
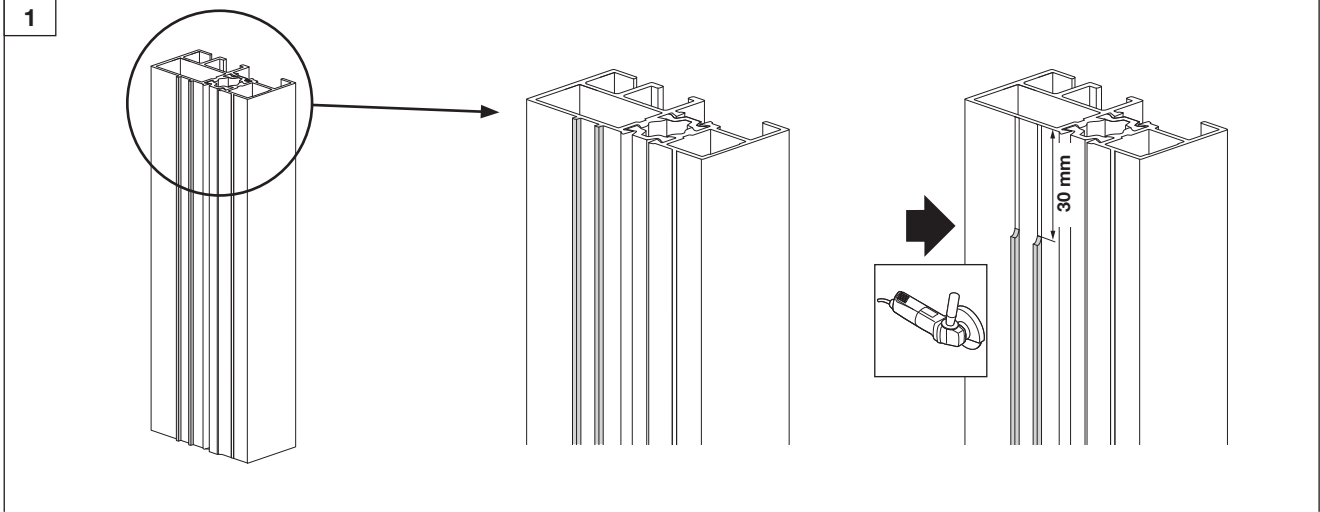
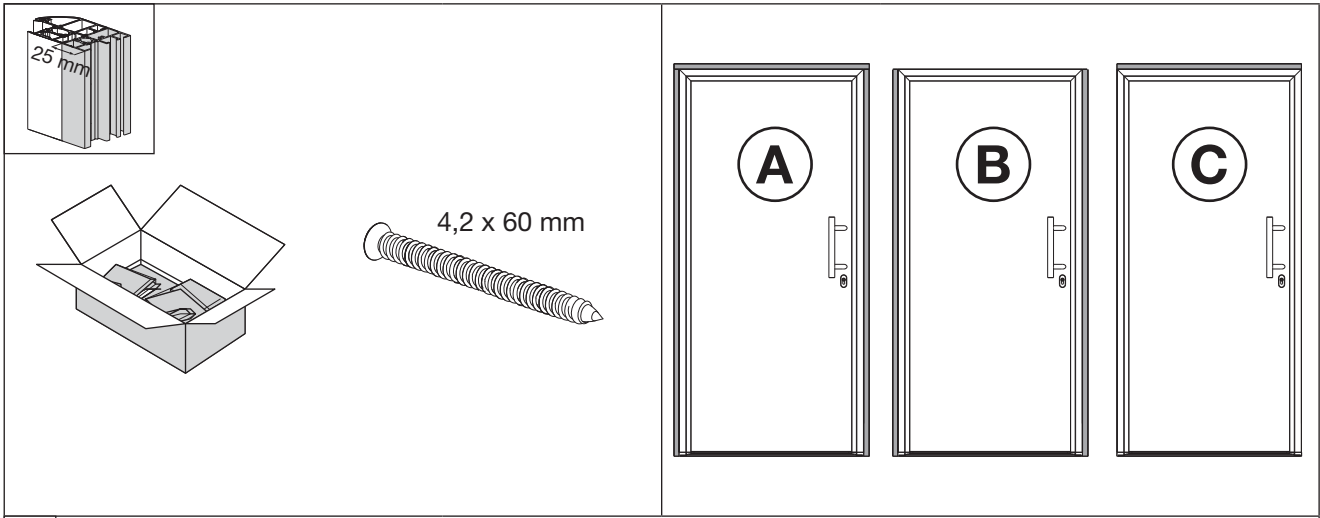


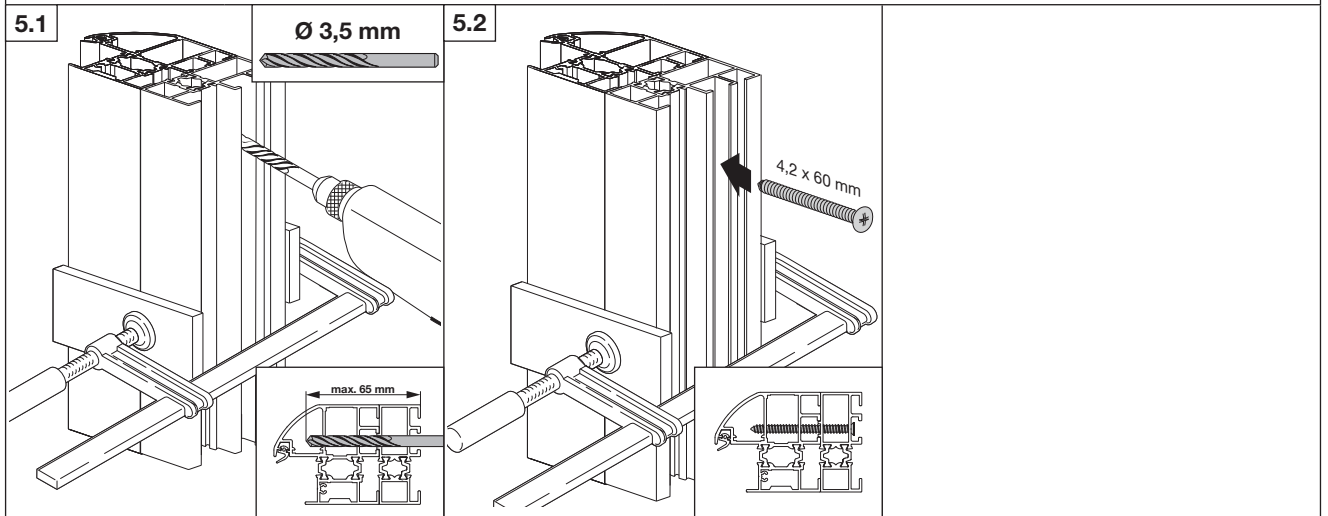
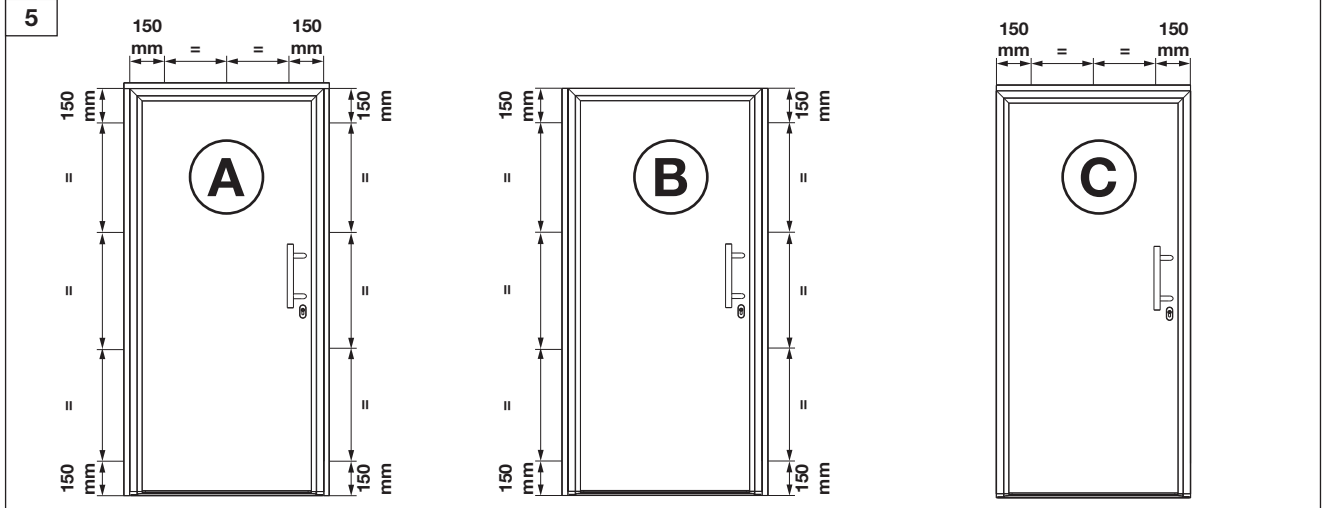
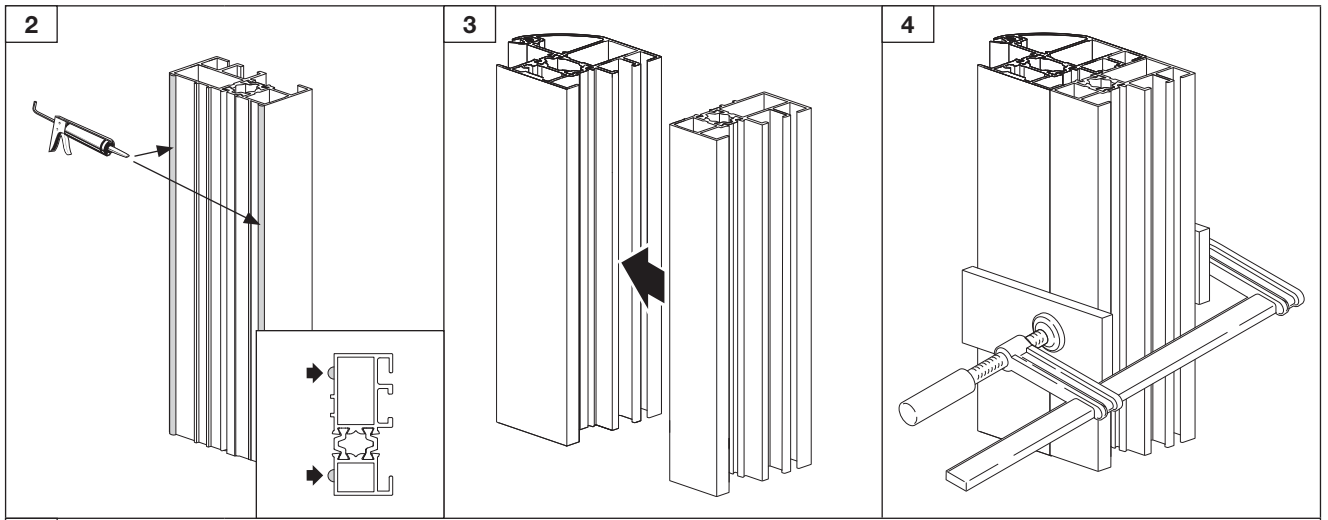


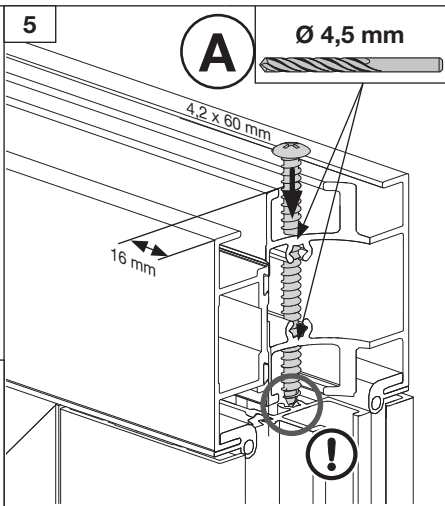
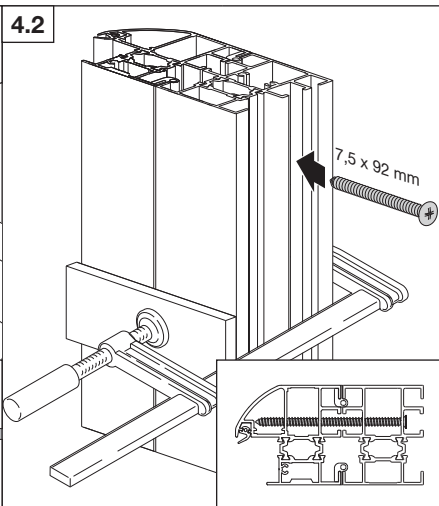
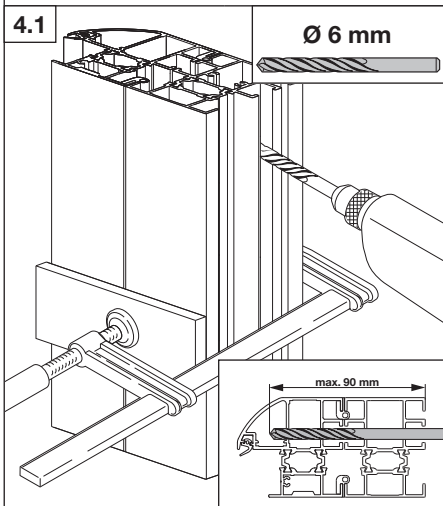
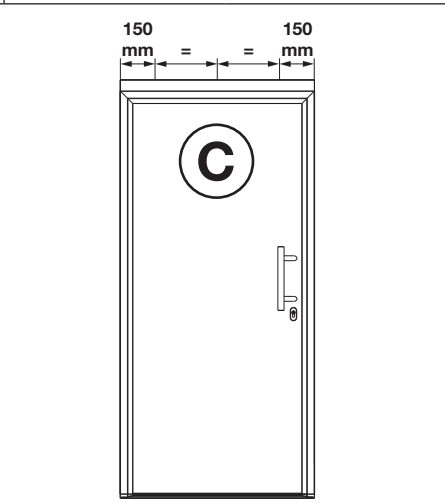
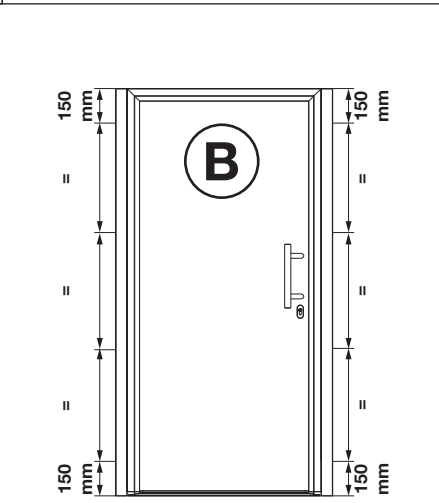
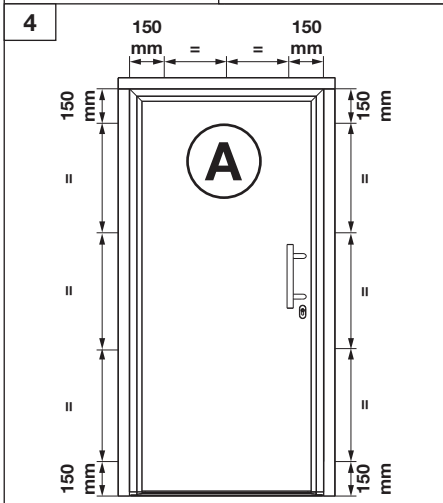
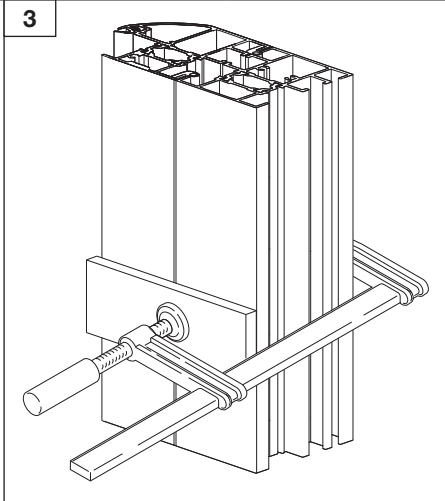
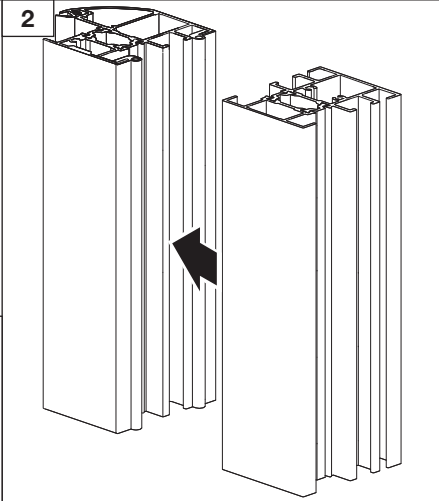
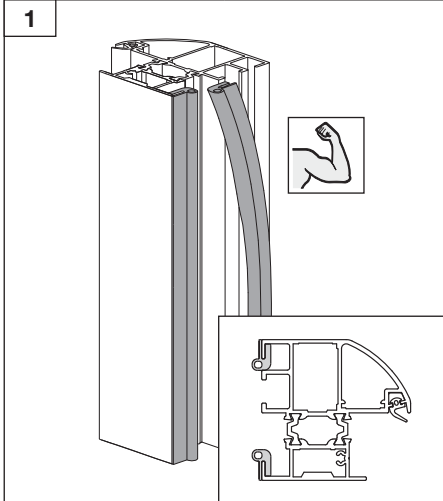
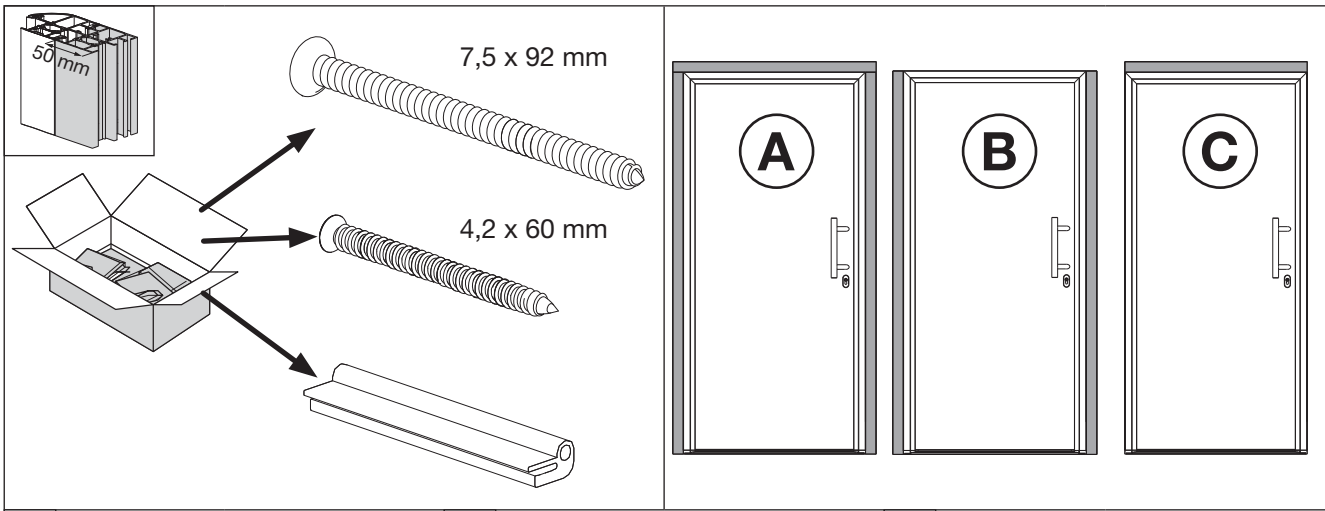


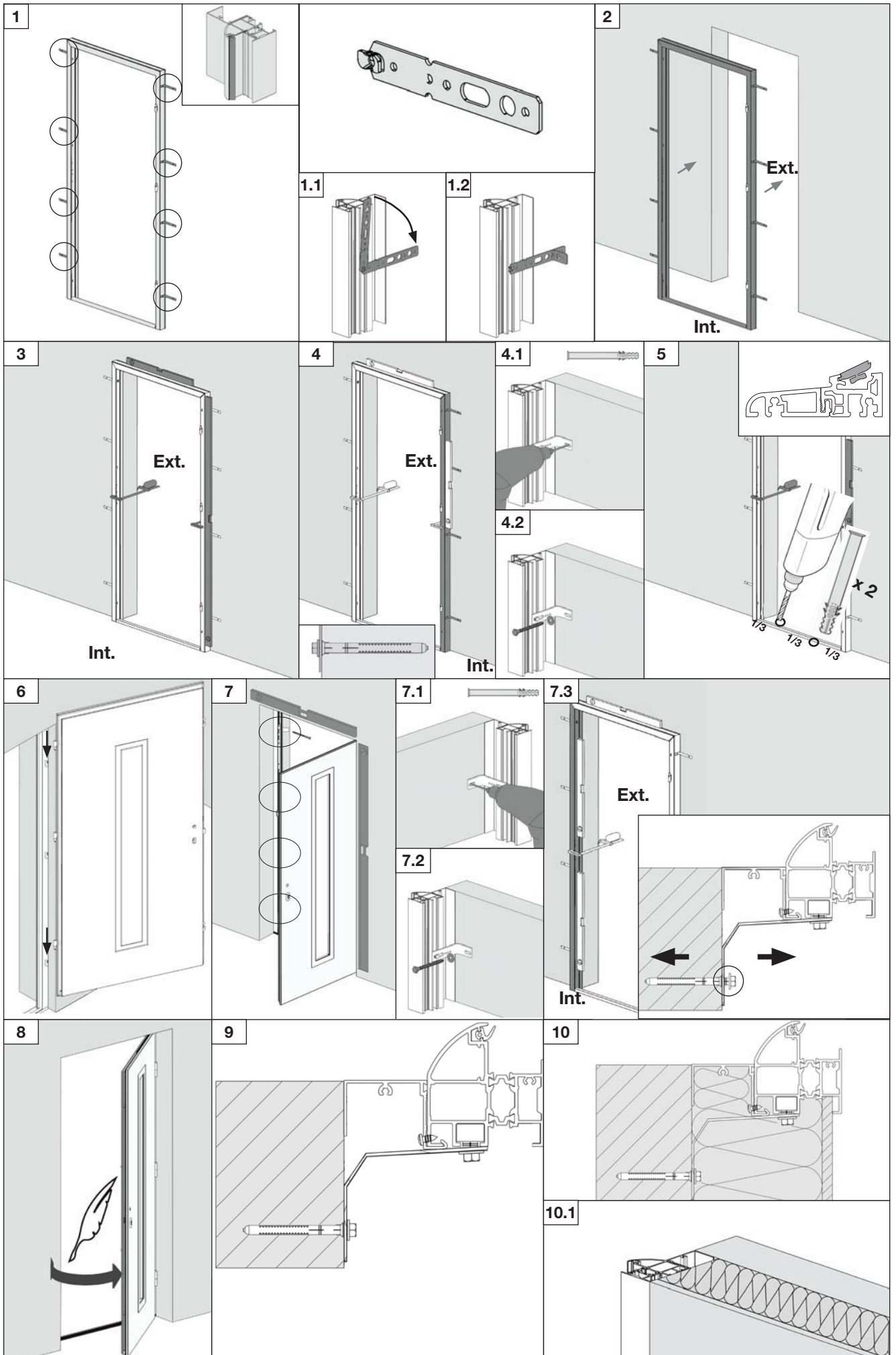




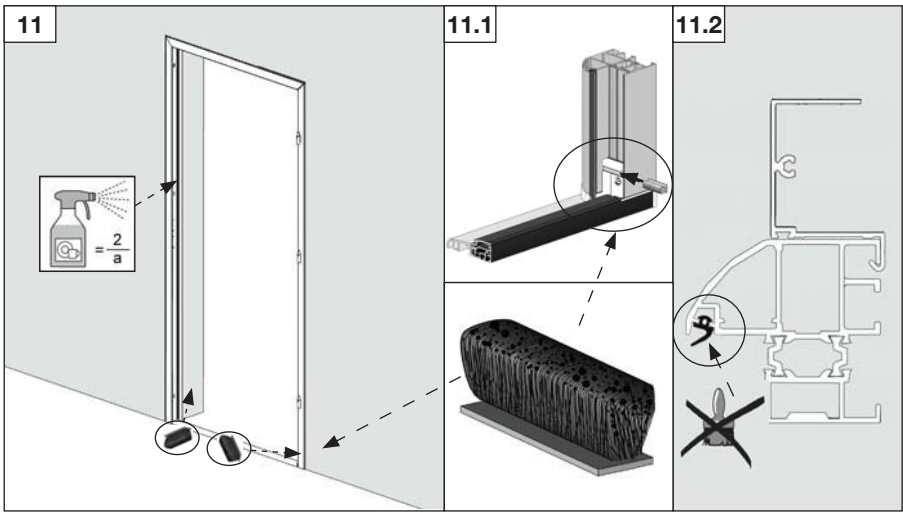


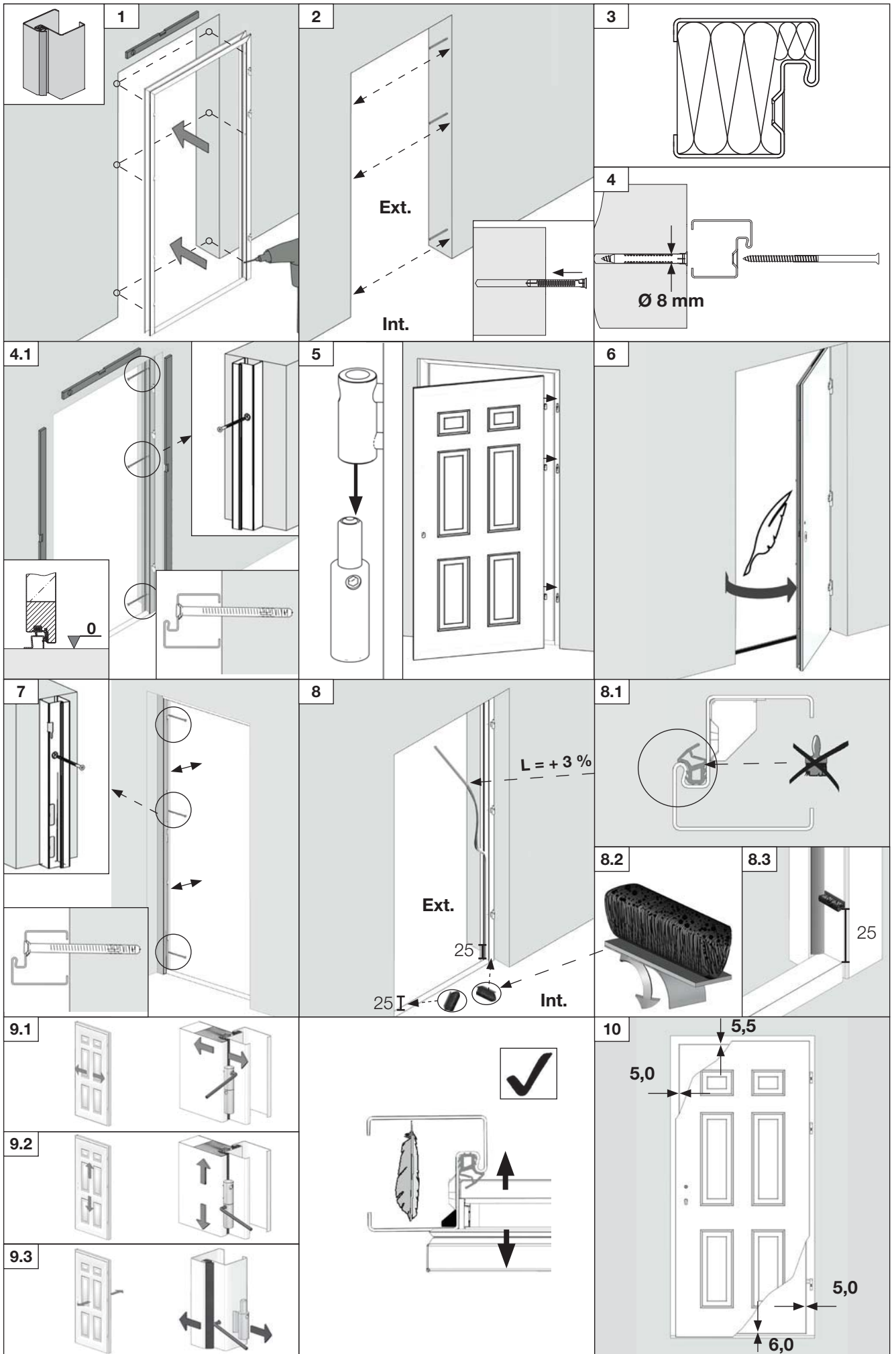


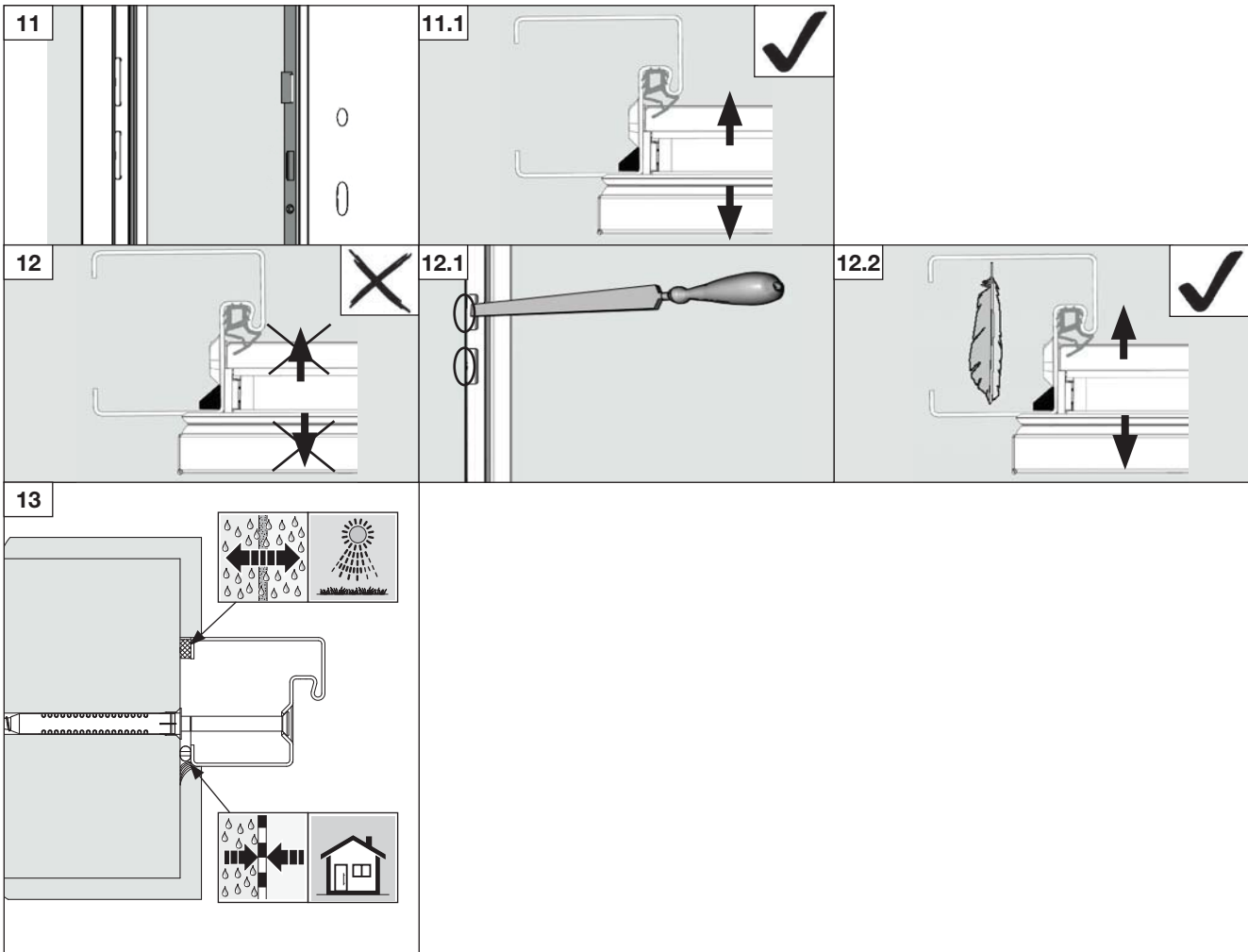


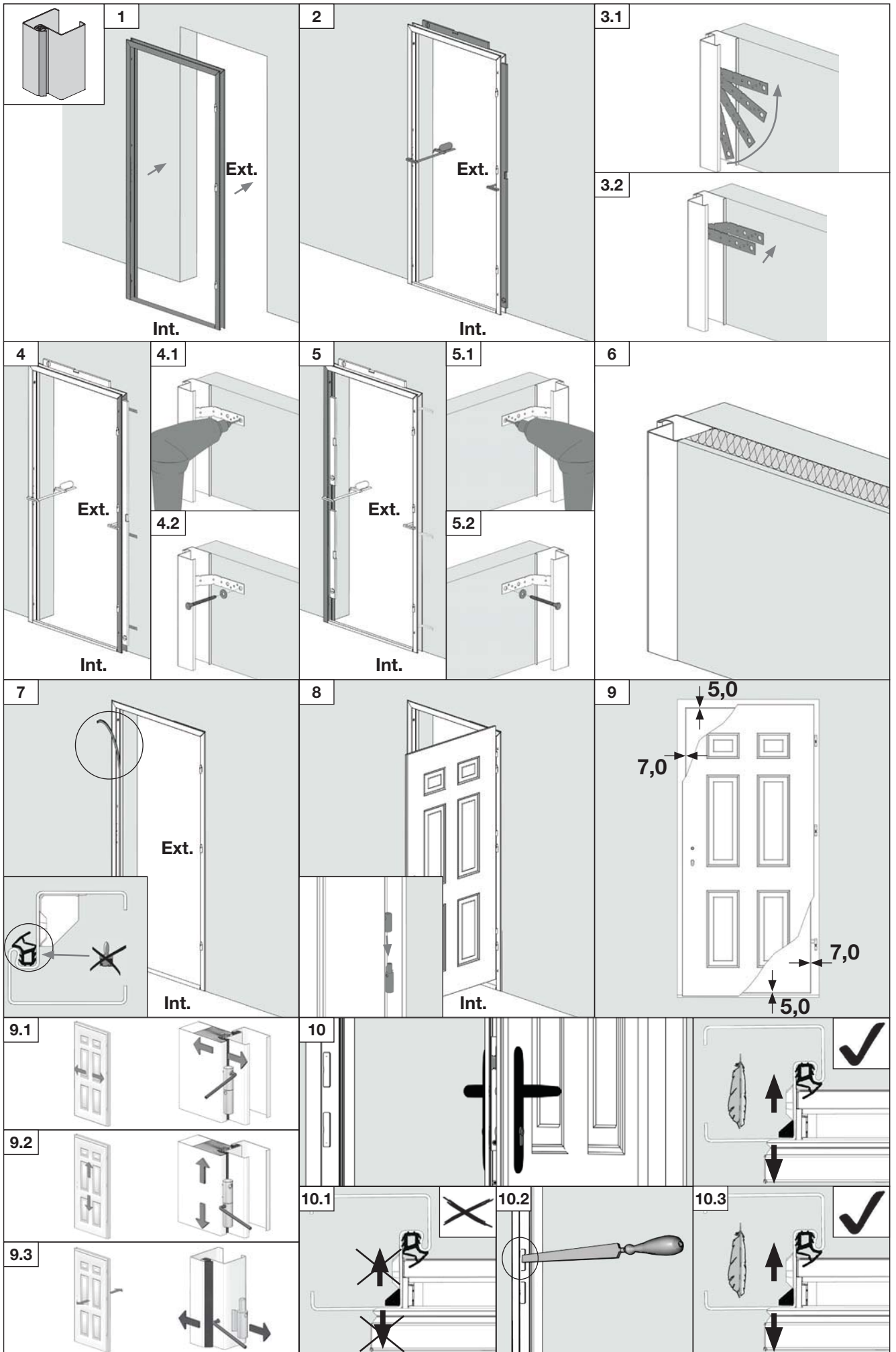


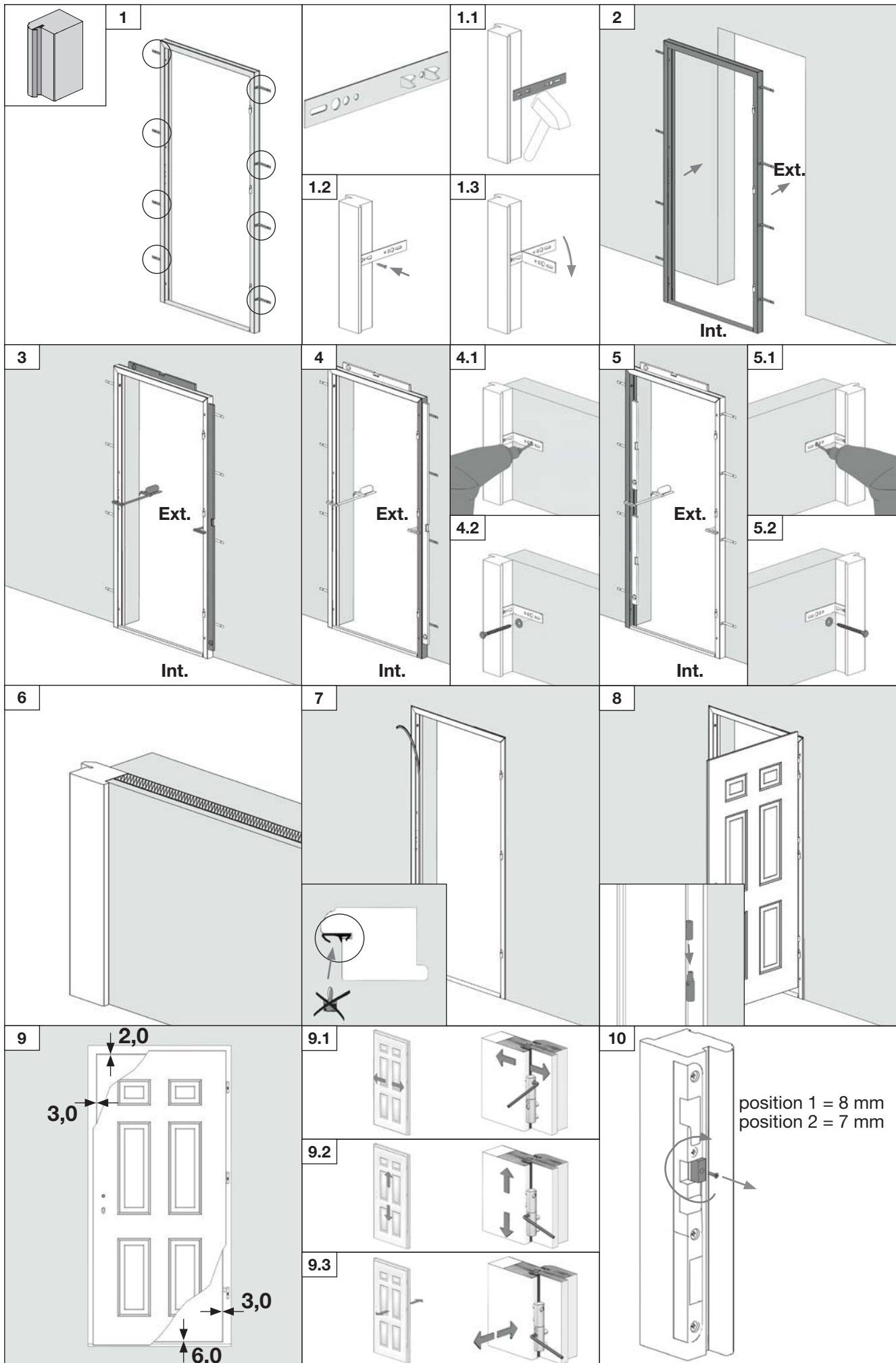


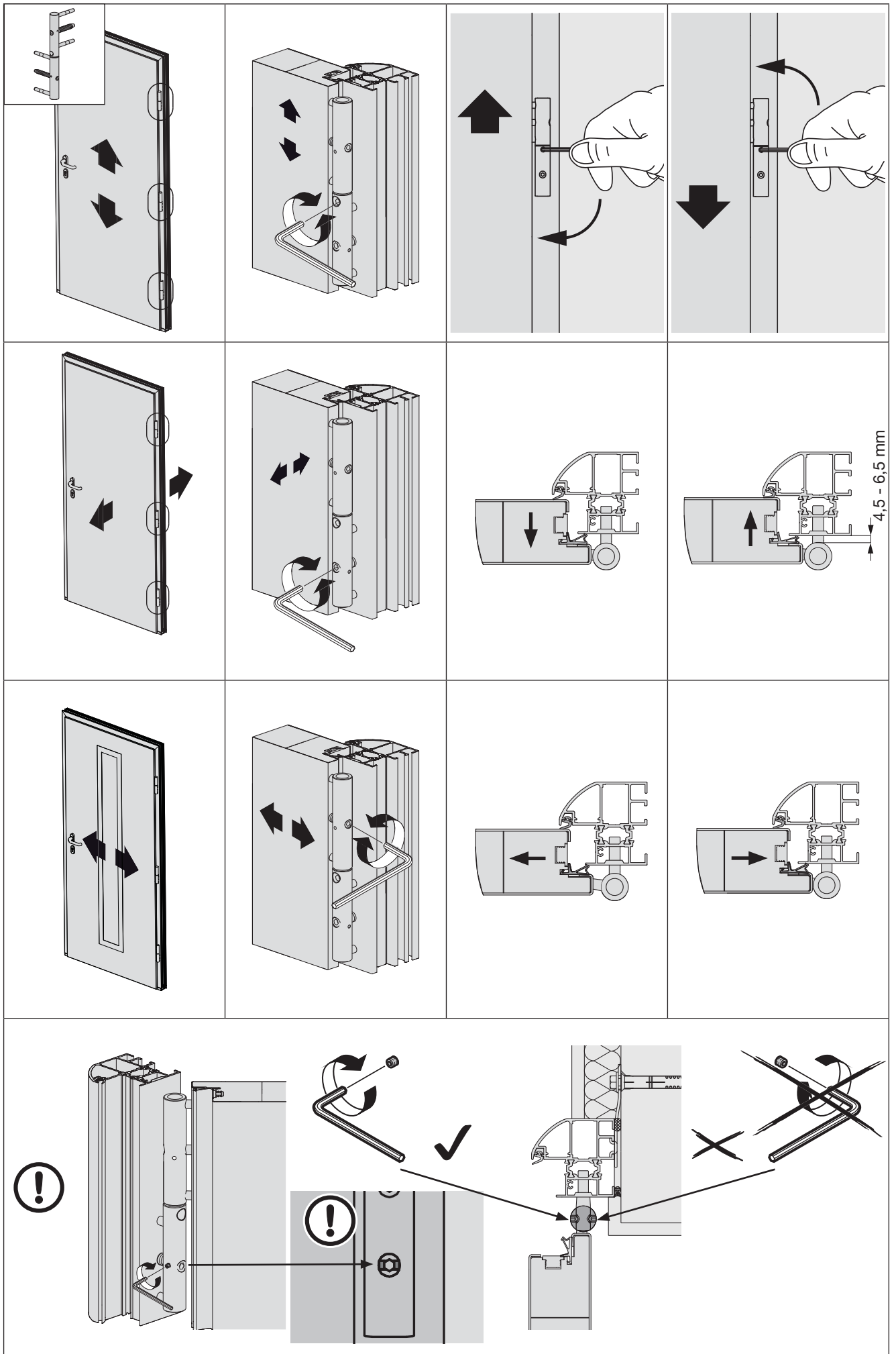


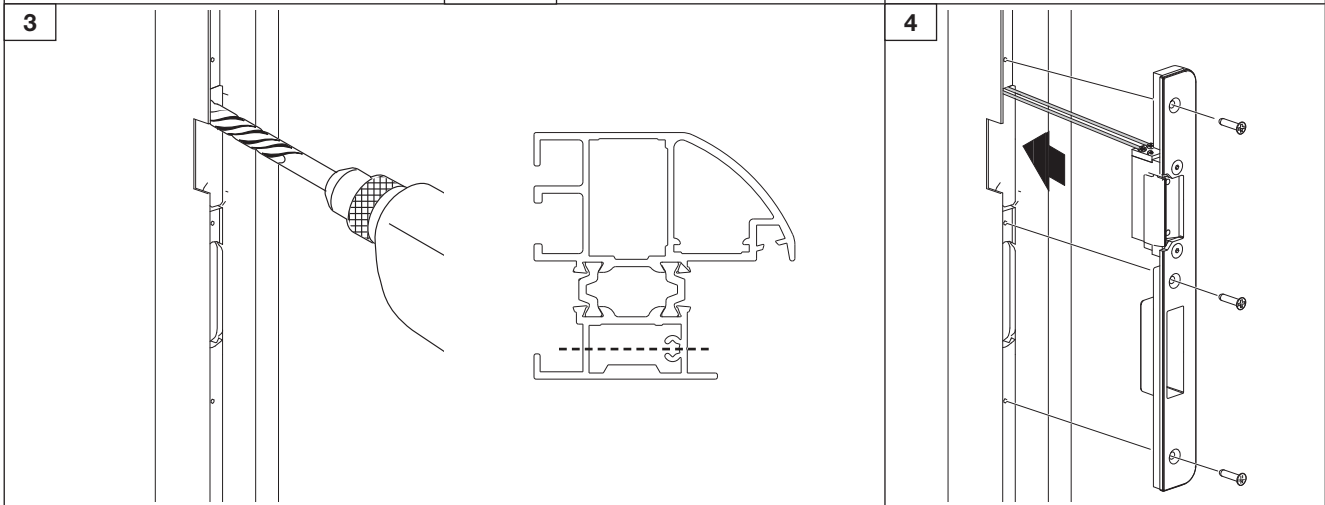
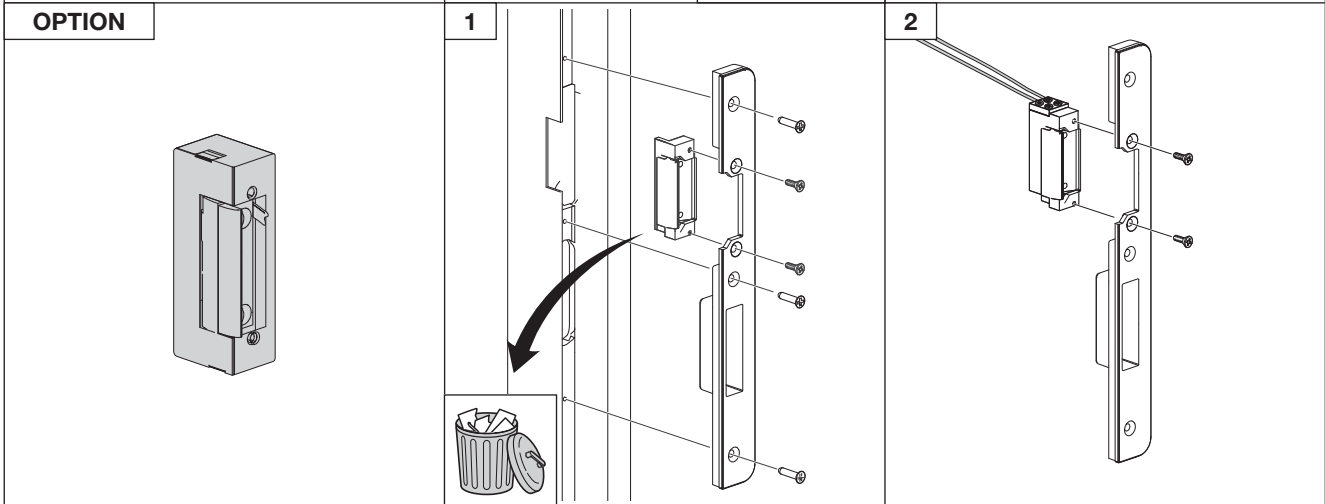
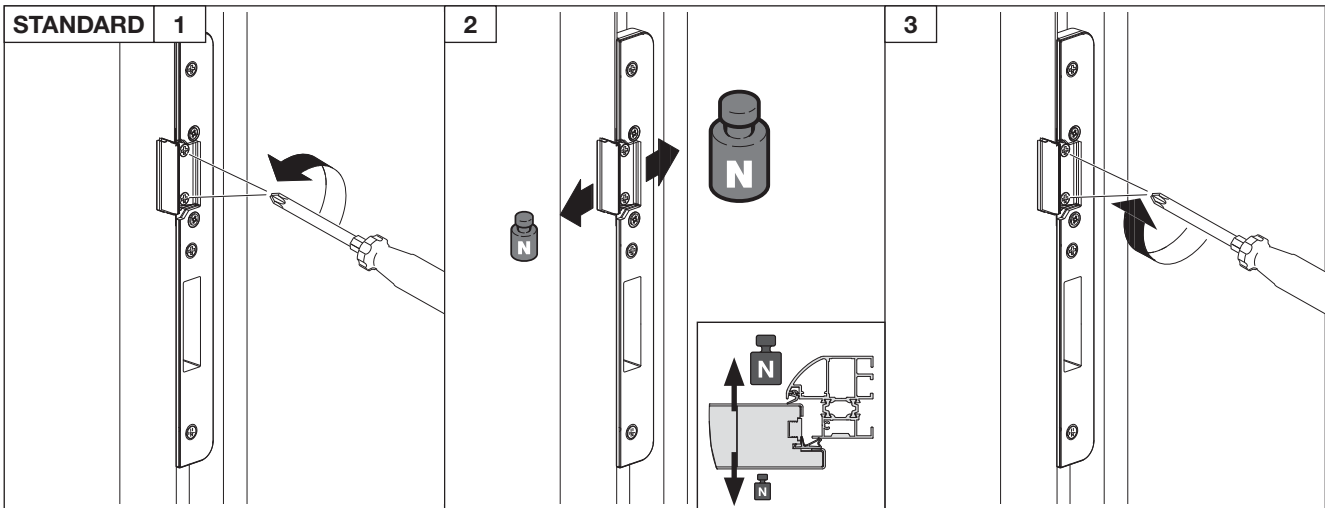




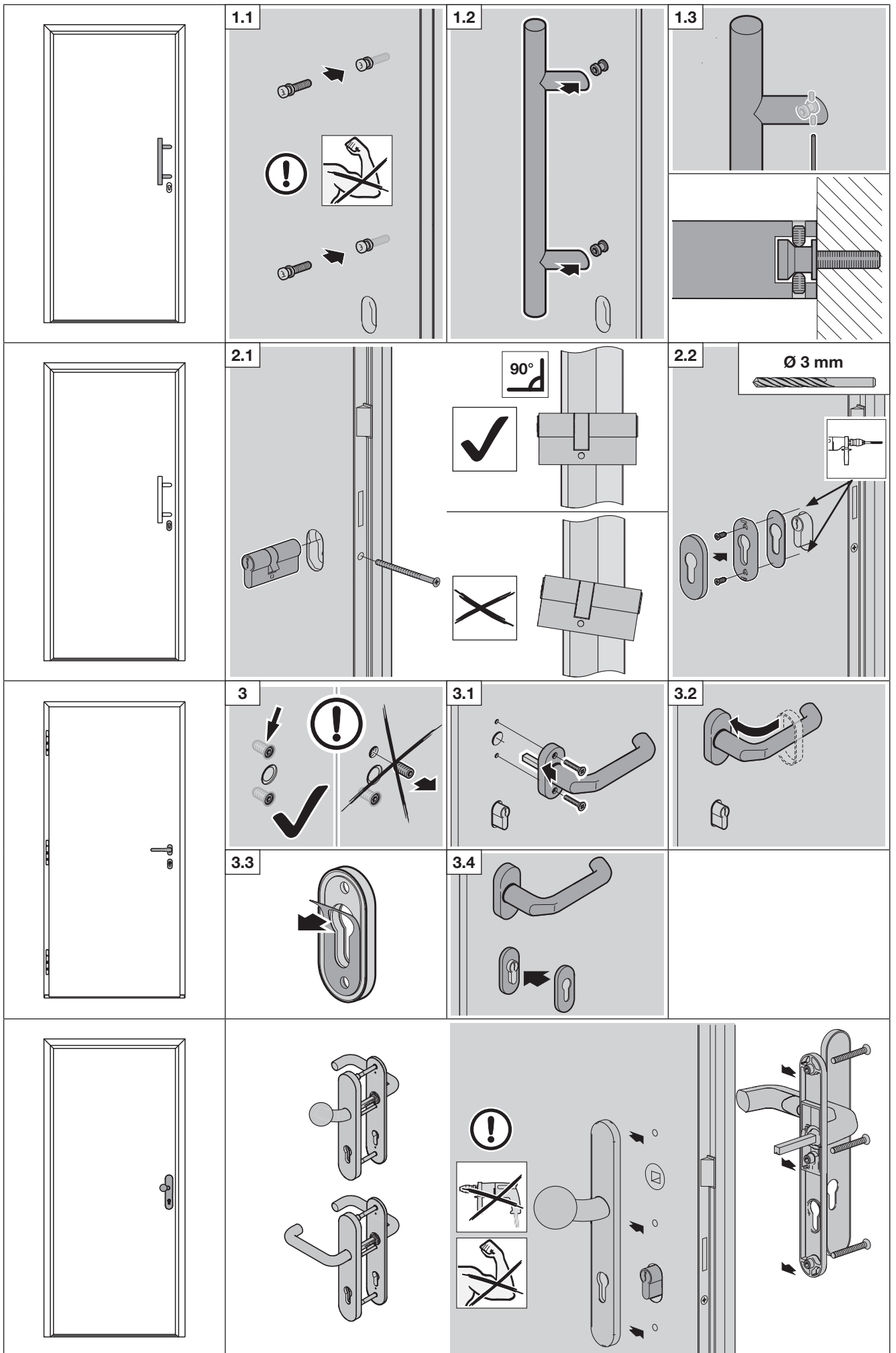


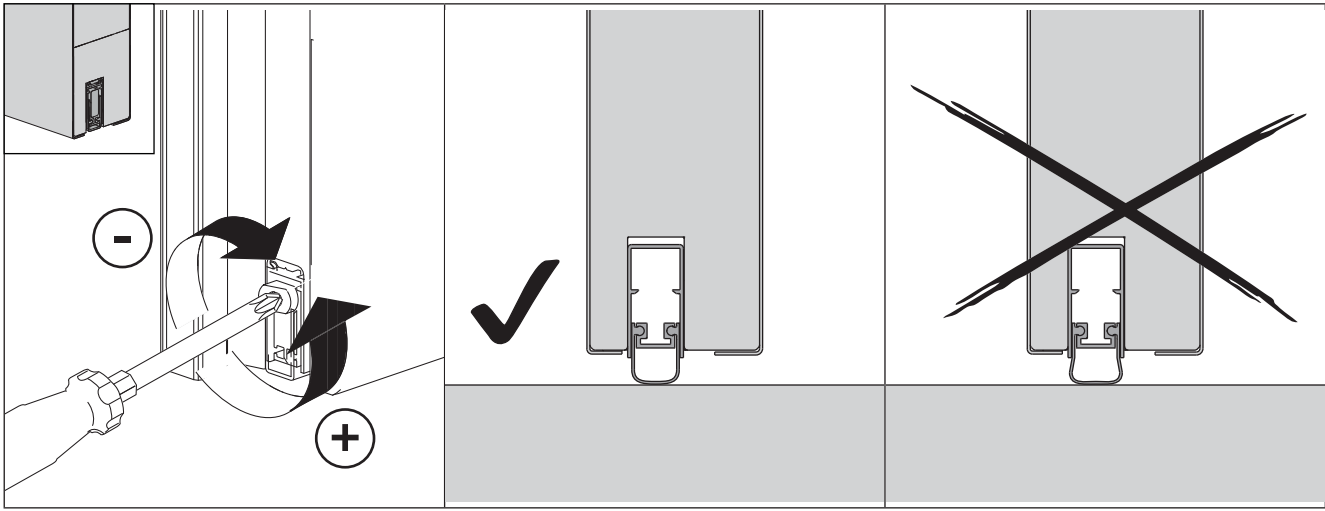


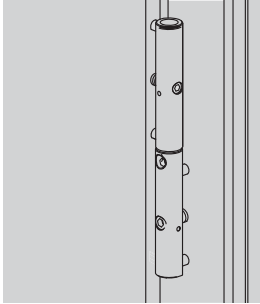
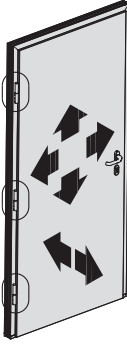



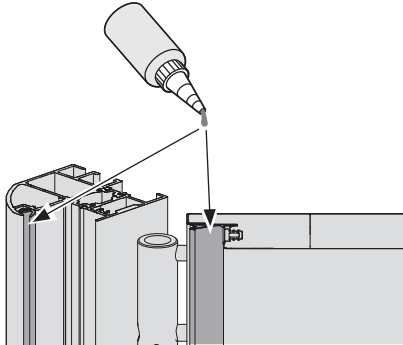
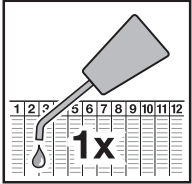
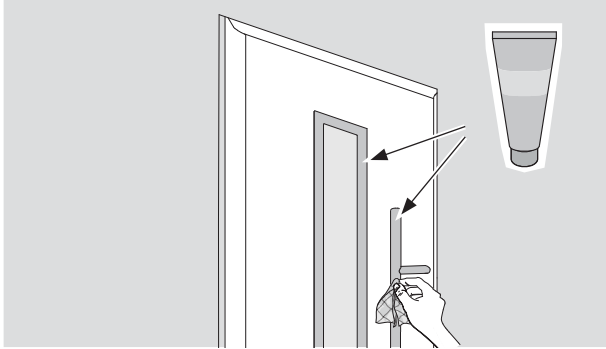


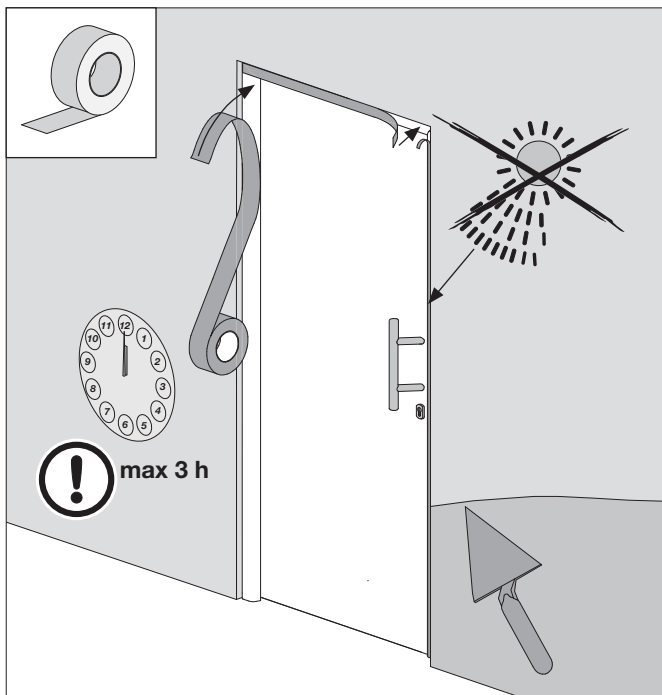








		 <p>Seite 45 / page 45</p> 	<table border="1"> <tr><td>1</td><td>2</td><td>3</td><td>4</td><td>5</td><td>6</td><td>7</td><td>8</td><td>9</td><td>10</td><td>11</td><td>12</td></tr> <tr><td colspan="11" style="text-align: center;"><b>2x</b></td><td></td></tr> </table>	1	2	3	4	5	6	7	8	9	10	11	12	<b>2x</b>											
1	2	3	4	5	6	7	8	9	10	11	12																
<b>2x</b>																											
 		 <table border="1"> <tr><td>1</td><td>2</td><td>3</td><td>4</td><td>5</td><td>6</td><td>7</td><td>8</td><td>9</td><td>10</td><td>11</td><td>12</td></tr> <tr><td colspan="11" style="text-align: center;"><b>1x</b></td><td></td></tr> </table>	1	2	3	4	5	6	7	8	9	10	11	12	<b>1x</b>												
1	2	3	4	5	6	7	8	9	10	11	12																
<b>1x</b>																											
		<table border="1"> <tr><td>1</td><td>2</td><td>3</td><td>4</td><td>5</td><td>6</td><td>7</td><td>8</td><td>9</td><td>10</td><td>11</td><td>12</td></tr> <tr><td colspan="11" style="text-align: center;"><b>4x</b></td><td></td></tr> </table>	1	2	3	4	5	6	7	8	9	10	11	12	<b>4x</b>												
1	2	3	4	5	6	7	8	9	10	11	12																
<b>4x</b>																											



**DE** Bei der Verwendung von Abdeckklebebändern beim Einbau / Einputzen / Malern, dürfen nur schwach klebende Klebebänder verwendet werden

**EN** If using tape to protect surfaces during fitting/plastering/painting, only use masking tape that will not damage painted surfaces when removed!

**FR** En cas d'utilisation de films adhésifs de protection lors de la pose / du crépissage / de la peinture, seuls des rubans adhésifs à faible adhérence doivent être utilisés afin d'exclure tout endommagement des surfaces vernies lors du retrait !

**ES** Si se utilizan cintas adhesivas de protección para los trabajos de montaje/revoque/pintura, sólo deben utilizarse cintas adhesivas de adhesión ligera, para evitar que se produzcan daños en las superficies lacadas al retirar las cintas.

**RU** При использовании защитной клейкой ленты для монтажных, штукатурных и малярных покрасочных работ следует использовать только клейкие ленты с низкой адгезией, чтобы исключить, таким образом, повреждения лакированной поверхности.

**NL** Bij gebruik van afdekplakbanden bij montage/bepfeisteren/schilderen, mogen alleen zwak plakkende plakbanden worden gebruikt, die bij het verwijderen de beschadiging van gelakte oppervlakken uitsluiten!

**IT** Se si utilizza nastro adesivo per pacchi durante il montaggio/l'intonacatura/l'imbiancatura, quest'ultimo non deve avere troppa aderenza per escludere che la superficie laccata venga danneggiata alla sua rimozione!

**PT** Aquando da utilização de fitas adesivas de cobertura na montagem, limpeza ou lacagem, somente as fitas adesivas suaves devem ser utilizadas para que não causem danos nas superfícies lacadas quando forem removidas!

**PL** Do zabezpieczenia drzwi podczas montażu/tynkowania/malowania należy stosować wyłącznie słabe samoprzylepne taśmy malarskie, aby podczas usuwania nie spowodowały uszkodzenia lakierowanej powierzchni

**HU** A beépítés/takarítás/festés során a takaró ragasztószalag használatakor figyeljen arra, hogy csak gyengén ragadó ragasztószalagot használjon, ami az eltávolítás során nem károsítja a festett felületeket!

**CS** Při používání maskovacích lepicích pásek během montáže/omítání/malování se smí používat jen slabě lepicí pásky, které při odstraňování vylučují poškození lakovaných ploch.

**SL** Pri uporabi krovčnih lepicah pasov pri montaži/začistovanju/malovanju se smú použiti iba slabo lepiace pásky, ktoré pri odstraňovanju vylučia poškodene lakovaných površnih úprav!

**DE** Klebekraft  
**EN** Adhesive power  
**FR** Force de colle  
**ES** Fuerza adhesiva < 5 N / 25 mm  
**RU** Клеящая способность  
**PL** Siła klejenia

**DE** Reißkraft  
**EN** Tear-out force  
**FR** Force de ceder <50 N / 25 mm  
**ES** Fuerza tensil  
**RU** Разрывное усилие  
**PL** Siła zrywania

**NO** Dersom du bruker maskeringstape under monterings- eller malingsarbeid, må dette være en type maskeringstape med svakt lim, slik at de lakkerte overflatene ikke skades når den fjernes!

**SV** Om maskeringstejp används vid montering, målning och liknande arbeten får den inte ha för kraftigt klister som kan skada den lackerade ytan när man tar bort den.

**FI** Käytä asennettaessa, rapattaessa tai maalattaessa vain kevyesti kiinnittyviä peiteteippejä, jotka eivät poistettaessa vahingoita pintoja!

**DA** Ved brug af klæbebånd til afdækning i forbindelse med montering/pudse- og malerarbejde må der kun anvendes svagt klæbende klæbebånd, der ikke kan beskadige lakerede overflader!

**SK** Ob uporabi prekrivnih lepilnih trakov pri delih vgradnje/ometavanja/pleskanja se lahko uporabijo samo rahlo lepljivi prekrivni trakovi, ki pri odstranjevanju ne poškodujejo lakiranih površin!

**TR** Montaj/Sıva/Boya çalışmalarda sadece yapışkanlığı az olan ve bandi sökerken boyaya zarar vermeyen maskeleme bantları kullanılmalıdır!

**LT** Kai montuojant, tinkuojant / dažant naudojamis dengiamosios lipnios juostos, leidžiama naudoti tik silpnai lippančias lipnias juostas, kurias nuėmus nebūtų pažeidžiami lakuoti paviršiai

**ET** Paigaldamisel/krohvimisel/viimistlemisel võib toote kinni katmiseks kasutada ainult selliseid kleeplinte, mille liim ei ole väga tugev, mis välistab eemaldamisel värvitud pealispindade kahjustada saamise!

**LV** Iebūvēšanas/apmetuma kārtas uzklāšanas/krāsošanas laikā izmantojot nosedzošās līmīntes, drīkst izmantot tikai līmīntes ar vāju pielipšanas spēju, kas to noņemšanas laikā nesabojā nokrāsoto virsmu!

**HR** Ako se koriste ljepljive trake za prekrivanje prilikom ugradnje/žbukanja/bojenja dopušteno je koristiti samo slabo ljepljive trake, koje kod odstranjivanja ne oštećuju lakirane površine!

**SR** U slučaju korišćenja lepljivih traka za prekrivanje kod ugradnje/malterisanja/krećenja, dozvoljena je samo upotreba lepljivih traka koji nemaju jaku lepljivost, tako da se prilikom njihovog otklanjanja ne oštete lakirane površine!

**EL** Σε περίπτωση χρήσης κολλητικών ταινιών κάλυψης κατά την τοποθέτηση/εντοιχισμό/βαφή, επιτρέπεται να χρησιμοποιηθούν μόνο κολλητικές ταινίες που κολλάνε ελαφρώς, οι οποίες κατά την αφαίρεσή τους δεν θα προκαλέσουν ζημιές στις βαμμένες επιφάνειες!

**RO** La utilizarea de bandă adezivă pentru vopsit în timpul montării/tencuirii/vopsirii recomandăm folosirea unei benzi slab adezive, care la îndepărtare să nu afecteze suprafața vopsită sau lăcuită!

**BG** При използването на покривни ленти за лепене при монтаж/замазване/боядисване, могат да се използват само слабо лепливи ленти, които при отстраняване изключват повредата на боядисаните повърхности!

## Unternehmererklärung

Fachunternehmen = Ersteller	
Straße	
PLZ, Ort	

Bauherrschaft / Auftraggeber	
Straße	
PLZ, Ort	

Standort des Gebäudes	
Straße	
PLZ, Ort	

Die Haustür mit den Abmessungen von einer Breite ..... mm und Höhe ..... mm hat einen berechneten  $U_D$  Wert .....  $W/m^2K$ .

Hiermit bestätigen wir, dass die Tür nach den anerkannten Regeln der Technik eingebaut wurde und die EnEV 2009 einhalten.

.....

Ort, Datum

.....

Unterschrift Auftragnehmer / Fachunternehmen

Hiermit bestätige ich den Erhalt und die Kenntnis des Inhaltes der Unternehmerklärung.

.....

Ort, Datum

.....

Unterschrift

Diese Unternehmerklärung ist zum Nachweis der Pflicht § 26 EnEV 2009 mindestens fünf Jahreaufzubewahren!

Weitergabe sowie Vervielfältigung dieses Dokuments, Verwertung und Mitteilung seines Inhalts sind verboten, soweit nicht ausdrücklich gestattet. Zuwiderhandlungen verpflichten zu Schadenersatz. Alle Rechte für den Fall der Patent-, Gebrauchsmuster- oder Geschmacksmustereintragung vorbehalten. Änderungen vorbehalten.

Dissemination as well as duplication of this document and the use and communication of its content are prohibited unless explicitly permitted. Noncompliance will result in damage compensation obligations. All rights reserved in the event of patent, utility model or design model registration. Subject to changes.

Toute transmission ou reproduction de ce document, toute exploitation ou communication de son contenu sont interdites, sauf autorisation expresse. Tout manquement à cette règle est illicite et expose son auteur au versement de dommages et intérêts. Tous droits réservés en cas de dépôt d'un brevet, d'un modèle d'utilité ou d'agrément. Changements de construction réservés.

Doorgeven of kopiëren van dit document, gebruik en mededeling van de inhoud ervan zijn verboden indien niet uitdrukkelijk toegestaan. Overtredingen verplichten tot schadevergoeding. Alle rechten voor het inschrijven van een patent, een gebruikmodel of een monster voorbehouden. Constructiewijzigingen voorbehouden.

Quedan prohibidos la divulgación y la reproducción de este documento, así como su uso indebido y la comunicación del contenido, salvo por autorización explícita. En caso de infracción se hace responsable de indemnización por daños y perjuicios. Se reservan todos los derechos, en particular para el caso de concesión de patente, de modelo de utilidad o industrial. Reservado el derecho a modificaciones.

Il trasferimento di dati a terzi e la copia del documento stesso, utilizzando il contenuto per scopi diversi da quelli preposti, è vietato, salvo diversamente accordato per iscritto dalla società. La mancanza di piena adesione a queste condizioni farà scaturire azione legale contro la persona o la società recante l'offesa. Tutti i diritti, riferiti a Certificazioni, già esistenti o in via di applicazione, sono riservati. La Ditta si riserva la facoltà di apportare modifiche al prodotto.

É proibida a divulgação e a reprodução do presente documento, bem como a utilização e a comunicação do seu teor, desde que não haja autorização expressa para o efeito. O incumprimento obriga a indemnizações. Reservados todos os direitos de patentes, modelos registados ou registo de modelos registados de apresentação. Reservados os direitos de alteração.

Zabrania się przekazywania lub powielania niniejszego dokumentu, wykorzystywania lub informowania o jego treści bez wyraźnego zezwolenia. Niestosowanie się do powyższego postanowienia rodzi obowiązek odszkodowawczy. Wszystkie prawa z rejestracji patentu, wzoru użytkowego lub zdobniczego zastrzeżone. Zmiany zastrzeżone.

Tilos ezen dokumentum továbbadása, sokszorosítása, valamint tartalmának felhasználása és közzlése. A tilalmat megszegők kártérítésre kötelezettek. Az összes szabadalmi-, használati minta- és ipari jog fenntartva. A változtatás jogát fenntartjuk.

Šifení a rozmnožování tohoto dokumentu, zužitkování a sdělování jeho obsahu je zakázáno, pokud není výslovně povoleno. Jednání v rozporu s tímto ustanovením zavazuje k náhradě škody. Všechna práva pro případ zápisu patentu, užitého vzoru nebo průmyslového vzoru vyhrazena. Změny vyhrazeny.

Без наличия специального разрешения запрещено любое распространение или воспроизведение данного документа, а также использование и размещение где-либо его содержания. Несоблюдение данного положения влечет за собой санкции в виде возмещения ущерба. Все объекты патентного права (торговые марки, промышленные образцы и т.д.) защищены. Оставляем за собой право на внесение изменений.

Posredovanje kakor tudi razmnoževanje tega dokumenta, izkoriščanje in posredovanje njegove vsebine je prepovedano, v kolikor ni izrecno dovoljeno. Kršitve zavezujejo k poravnavi škode. Pridržane so vse pravice za primer registracije patentnih in uporabnih vzorcev. Pridržana je pravica do sprememb.

Videreformidling og distribusjon av dette dokumentet samt anvendelse og spredning av innholdet er ikke tillatt, med mindre det foreligger uttrykkelig tillatelse. Krenkelse av denne bestemmelsen medfører skadeerstatningsansvar. Alle rettigheter forbeholdes mht. patent- design- og mønsterbeskyttelse. Forbehold om endringer.

Överlåtelse och mångfaldigande av detta dokument, utnyttjande och överföring av dess innehåll är ej tillåtet utan vårt tillstånd. Överträdelse leder till skadestånd. Med förbehåll för ändringar vad gäller patent, användning eller smak. Rätten till ändringar förbehålles.

Tämän dokumentin luovuttaminen kolmansille tahoille tai sen kopioiminen, sen sisällön käyttö tai tietojen välittäminen eteenpäin on kiellettyä, mikäli sitä ei ole nimenomaisesti sallittu. Määräysten vastainen käyttö velvoittaa korvausvaatimusten maksamiseen. Kaikki patentointia sekä hyödyllisyysmalleja ja niiden hakemista koskevat oikeudet pidätetään. Oikeudet muutoksiin pidätetään.

Det er ikke tilladt at give dette dokument videre eller at mangfoldiggøre det, bruge det i anden sammenhæng eller at meddele dets indhold til andre, medmindre der udtrykkeligt er givet tilladelse hertil. Overtrædelser medfører pligt til skadeserstatning. Alle rettigheder forbeholdes i tilfælde af patenttildeling, registrerede varemærker eller beskyttet design. Ret til ændringer forbeholdes.

Postúpenie, ako aj rozmnožovanie tohto dokumentu, zhodnotenie a sprostredkovanie jeho obsahu je zakázané, pokiaľ to nie je výslovné povolené. Konanie v rozpore s týmto nariadením zaväzuje k náhrade škody. Všetky práva pre prípad registráciu patentu, užitého vzoru alebo vzorky vyhrazené. Zmeny vyhrazené.

Bu dokümanın başka kişilere verilmesi ve de çoğaltılması, içeriğinden faydalanması ve başka kişilere iletilmesi izin verilmedikçe yasak. Aykırı hareketler zamanat ödenmesini gerektiriyor. Patent, kullanım numuneler, veya kişisel zevk örnekleri tüm haklar gizlidir. Değişiklik yapma hakları saklıdır.

Be atskiro aiškaus leidimo, draudžiama ši dokumentą platinti, kopijuoti, naudoti ir perduoti jo turinį. Pažeidus šiuos reikalavimus gali būti pareikalauta atlyginti žala. Saugomos visos teisės į patentą, modelį arba pavyzdžio ar modelio registravimą. Pasilieka teisė daryti pakeitimus.

Käesoleva dokumendi paljundamine, müümine ja selle sisu edastamine on keelatud, kui ei ole meiepoolset ühest luba. Selle rikkumisel tuleb hüvitada meile tekitatud kahju. Kõik õigused patendi, kaubamärgi või tunnuse sissekande tegemiseks reserveeritud. Kaitstud autoriõigustega.

Šis instrukcijas pavairošana, tās satura realizācija pārdošanas ceļā un izpaušana ir aizliegta, ja vien no ražotāja iepriekš nav saņemta īpaša atļauja. Šī noteikuma neievērošana vainīgajai personai uzliek par pienākumu atlīdzināt radušos zaudējumus. Visas tiesības attiecībā uz patentu, rūpnieciskā parauga vai arī parauga rūpnieciskā dizaina reģistrāciju rezervētas. Paturam tiesības veikt izmaiņas.

Ukoliko nije tako izrijekom rečeno, prosljeđivanje ili umnožavanja ovih dokumenata, korištenje ili objavljivanje njihovih sadržaja nije dozvoljeno. U suprotnom ćete snositi posljedice. Pridržano pravo za slučaj patenta, naputka za korištenje ili unosa uzoraka po izboru. Pridržano pravo promjena.

Dalje prenošenje kao i umnožavanje ovog dokumenta, iskorišćavanje i saopštavanje njegovog sadržaja je zabranjeno, ukoliko drugačije nije izričito odobreno. Suprotni postupci obavezuju na naknadu štete. Sva prava su zadržana za slučaj upisivanja patenta, upotrebe uzoraka ili dizajn uzoraka. Pridržano pravo na izmene.

Απαγορεύεται η ανατύπωση του παρόντος εγγράφου, η χρήση και η διανομή του περιεχομένου του χωρίς ρητή άδεια. Οι παραβάτες υποχρεούνται σε αποζημίωση. Με την επιφύλαξη παντός δικαιώματος για την περίπτωση διπλώματος ευρεσιτεχνίας, υποδείγματος ή σχεδίου. Διατηρούμε το δικαίωμα για αλλαγές.

Transferul către terți a prezentului document cât și multiplicarea acestuia, comercializarea cât și dezbăuirea conținutului acestuia sunt interzise atât timp cât nu ați obținut o aprobare expresă în acest sens. Contravențiile vă vor obliga la plata de despăgubiri. Toate drepturile referitoare la înregistrarea brevetului, a modelului de utilitate sau a modelului industrial sunt rezervate. Ne rezervăm dreptul de a efectua modificări.

Предаването и размножаването на този документ, използването и оповестяването на неговото съдържание са забранени, освен ако не е налице изрично разрешение за това. Нарушаването на тази забрана поражда задължение за обезщетение. Всички права за регистрация на патент, полезен модел или промишлен дизайн са запазени. Правото за нанасяне на промени се запазва.

Weitergabe sowie Vervielfältigung dieses Dokuments, Verwertung und Mitteilung seines Inhalts sind verboten, soweit nicht ausdrücklich gestattet. Zuwiderhandlungen verpflichten zu Schadenersatz. Alle Rechte für den Fall der Patent-, Gebrauchsmuster- oder Geschmacksmustereintragung vorbehalten. Änderungen vorbehalten.