

E INSTRUCCIONES DE MONTAJE.
 ADVERTENCIA: Para evitar cualquier riesgo de vuelco, este mueble debe fijarse a la pared utilizando los medios de sujeción adecuados al soporte.

EN INSTALLATION INSTRUCTIONS.
 WARNING: To avoid any risk of tipping over, this furniture must be fixed to the wall using the appropriate fixing system.

D MONTAGEANLEITUNG. WARNUNG: Um die Gefahr des Umkippens zu vermeiden, müssen diese Möbel mit den entsprechenden Befestigungsmitteln am Träger und der Wand befestigt werden.

FR INSTRUCTIONS DE MONTAGE.
 AVERTISSEMENT : Pour éviter tout risque de basculement, ce meuble doit être fixé au mur en utilisant des moyens de fixations adaptés au support.

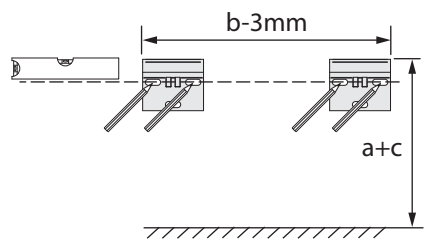
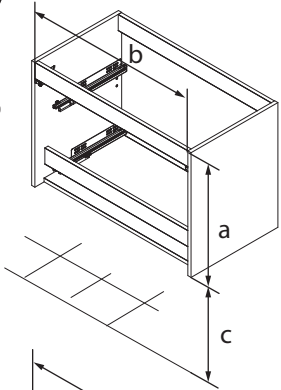
P INSTRUÇÕES DE MONTAGEM.
 AVISO: Para evitar qualquer risco de tombamento, esse móvel deve ser fixado na parede usando os meios de fixação adequados ao suporte.

I INSTRUZIONI DI MONTAGGIO.
 ATTENZIONE: per evitare qualsiasi rischio di ribaltamento, questo mobile deve essere fissato al muro utilizzando dispositivi di fissaggio adeguati al supporto.

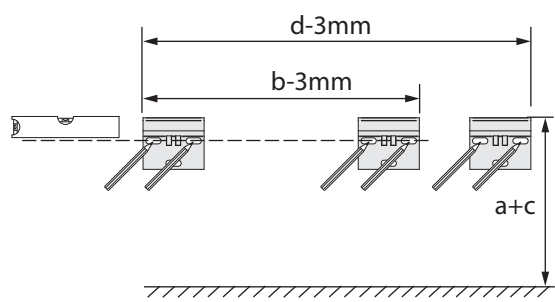
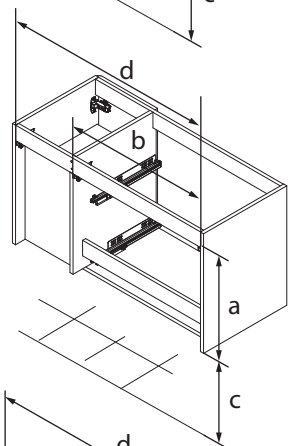
CYGNUS BATH
 SMART SOLUTIONS

1

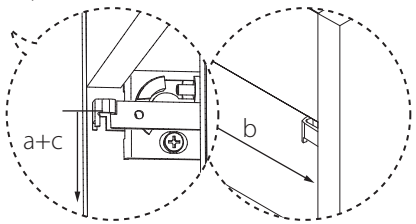
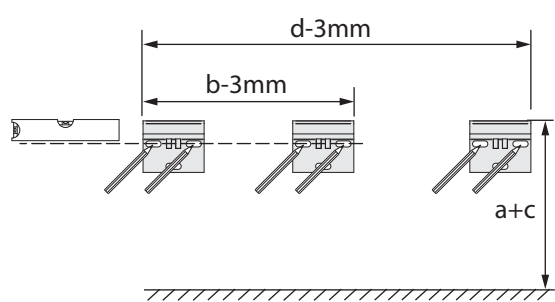
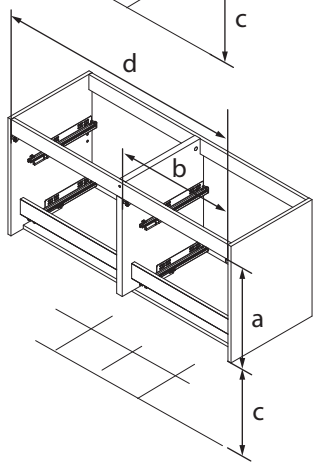
I



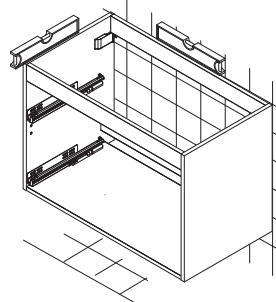
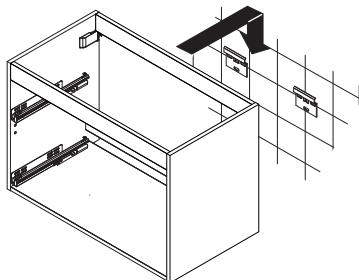
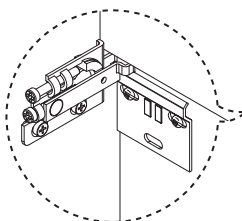
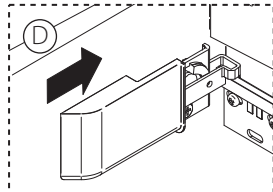
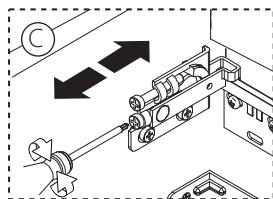
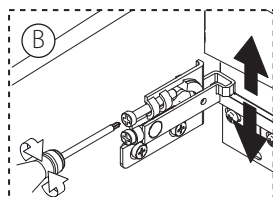
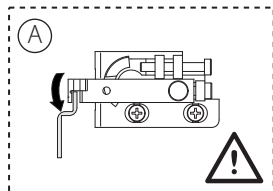
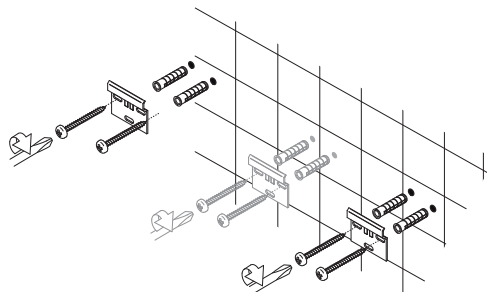
II



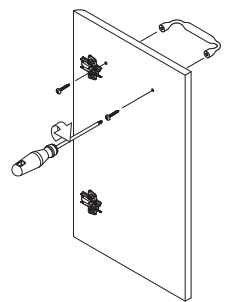
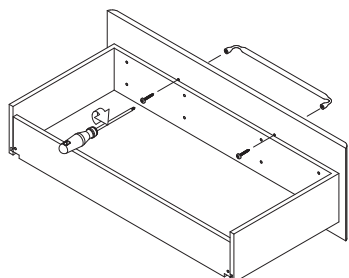
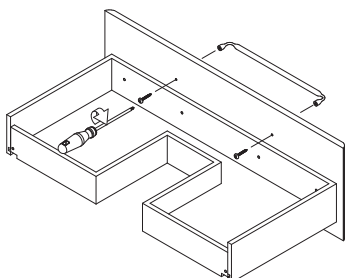
III



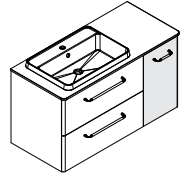
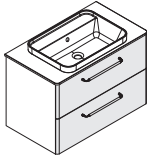
2



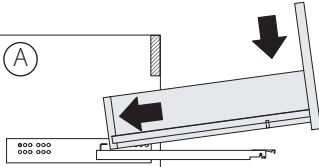
3



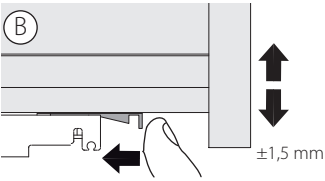
4



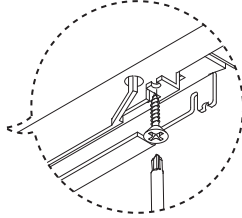
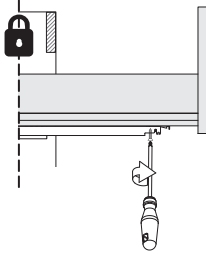
A



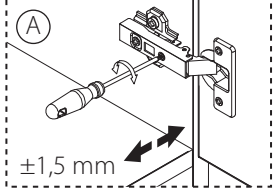
B



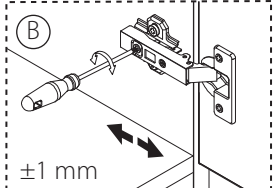
C



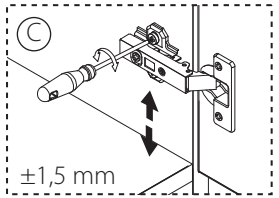
A



B



C



5

