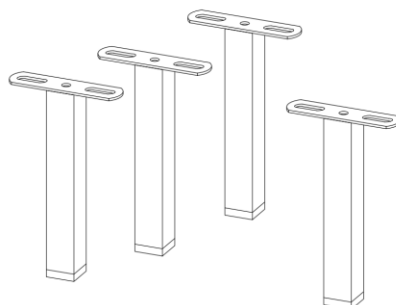







ASSEMBLING INSTRUCTION

APRANO 4pcs



Hardware Ctn No.	1/1
------------------	-----

No.	Description	Size	Picture	Qty	Ctn no.
A	Screw	M8*45mm		8	1/1
B	Nut	M8		8	1/1
E	Leg	25cm		4	1/1
1	L KEY	/		1	1/1
2	Wrench	/		1	1/1

