EN DE FR ES IT

C251127018-V3

406025

INSTRUCTION MANUAL/BEDIENUNSANLEITUNG/NOTICE D'UTILISATION/ MANUAL DE INSTRUCCIONES DE USO/MANUALE DI ISTRUZIONI

WARNING!

Adults assembly required.
During assembly, keep all parts away from children.
Check regularly to ensure all fasteners are tight.

WARNUNG!

Die Montage ist von Erwachsenen durchzuführen.
Halten Sie während der Montage alle Teile von Kindern fern.
Überprüfen Sie regelmäßig den festen Sitz der Schrauben.

Attention!

Montage à effectuer par des adultes.
Pendant le montage, tenez les éléments éloignés des enfants.
Vérifiez régulièrement que toutes les vis soient serrées.

¡Atención!

Se requiere que el montaje sea llevado a cabo por un adulto.
Durante el montaje, mantenga todas las piezas fuera del alcance de los niños.
Verifique regularmente que todos los tornillos estén correctamente apretados.

Avvertimento!

L'assemblaggio deve essere effettuato da adulti.
Durante il montaggio mantenere tutti i pezzi lontano dalla portata dei bambini.
Controllare regolarmente per assicurarsi che tutte le chiusure siano ben strette.





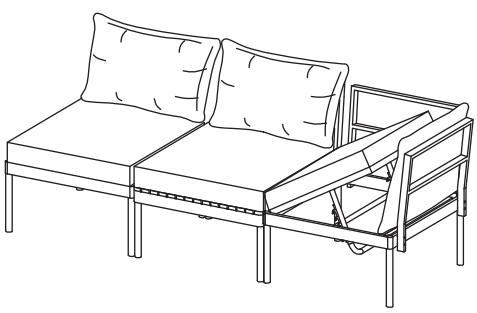



RETAIN FOR FUTURE REFERENCE
FÜR KÜNFTIGE VERWENDUNG AUFBEWAHREN
A CONSERVER POUR UNE UTILISATION FUTURE
CONSERVAR PARA SER LEÍDO POR CADA NUEVO USUARIO, ANTES DE UTILIZAR EL ARTÍCULO POR PRIMERA VEZ
CONSERVARE PER CONSULTAZIONI FUTURE

PARTS LIST/STÜCKLISTE/PARTS LIST/LISTA DE PIEZAS/LISTA DEI PEZZI

A 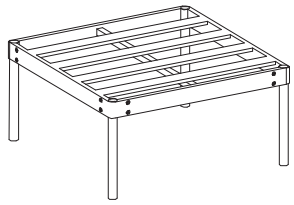 68x57x34cm 1pc	B 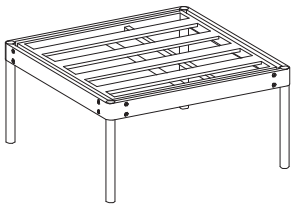 68x57x34cm 1pc	C 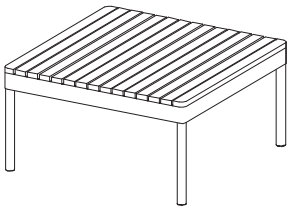 68x57x34cm 1pc
M 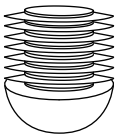 EN: pre-assembled DE: vormontiert FR: préassemblée ES: Preensamblado IT : preassemblato 12pcs	D 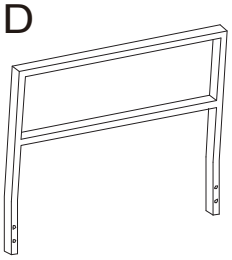 48x57cm 2pcs	D1  EN: pre-assembled DE: vormontiert FR: préassemblée ES: Preensamblado IT : preassemblato 57x40cm 2pcs	E 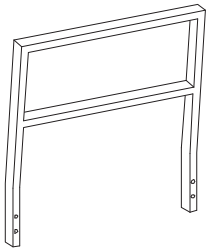 48x48cm 2pcs
E1  EN: pre-assembled DE: vormontiert FR: préassemblée ES: Preensamblado IT : preassemblato 48x40cm 2pcs	F1 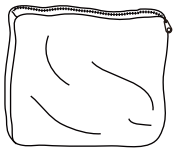 68x57x7cm 3pcs	F2  68x57x7cm 3pcs
G1 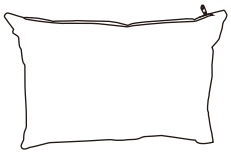 63x44cm 2pcs	G2  63x44cm 2pcs	H1 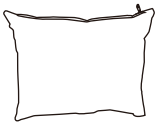 48x44cm 2pcs	H2  48x44cm 2pcs
I 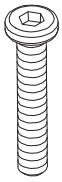 M6x45 16pcs	J 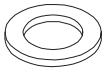 16pcs	K  1pc	L 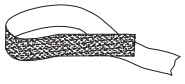 4pcs

Warning! Tight all the screws to 60% first then tight to 100%.
Warnung! Während der Montage alle Schrauben zuerst 60% anziehen, dann zu 100%.
Attention ! Serrez toutes les vis à 60% d'abord puis serrez à 100%.
Atención! Primero apriete los tornillos al 60% y después al 100%.
Avvertimento! Stringere le viti dapprima al 60% e successivamente completamente al 100%.

ASSEMBLY/MONTAGE/ASSEMBLAGE/MONTAJE/ASSEMBLAGGIO

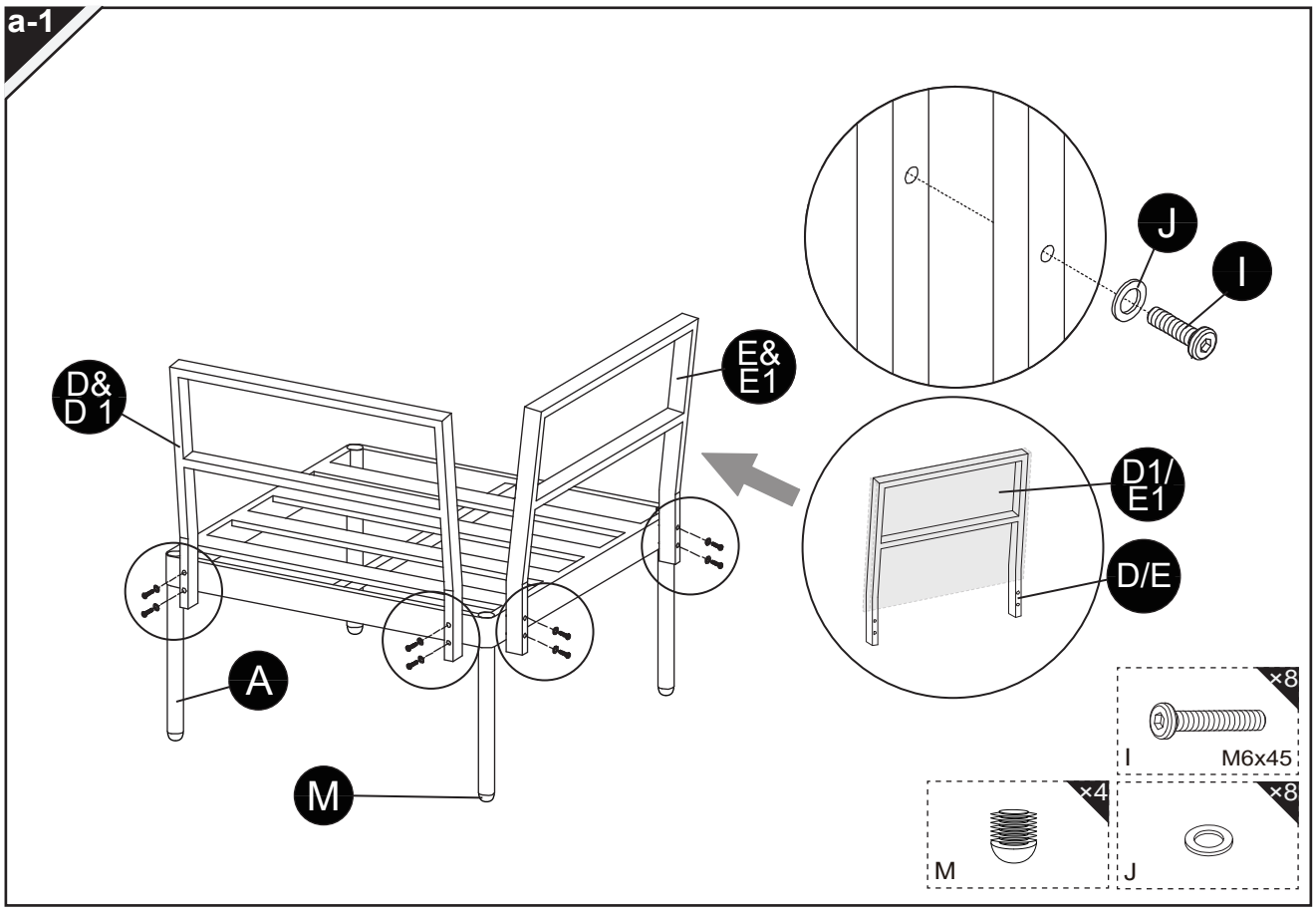

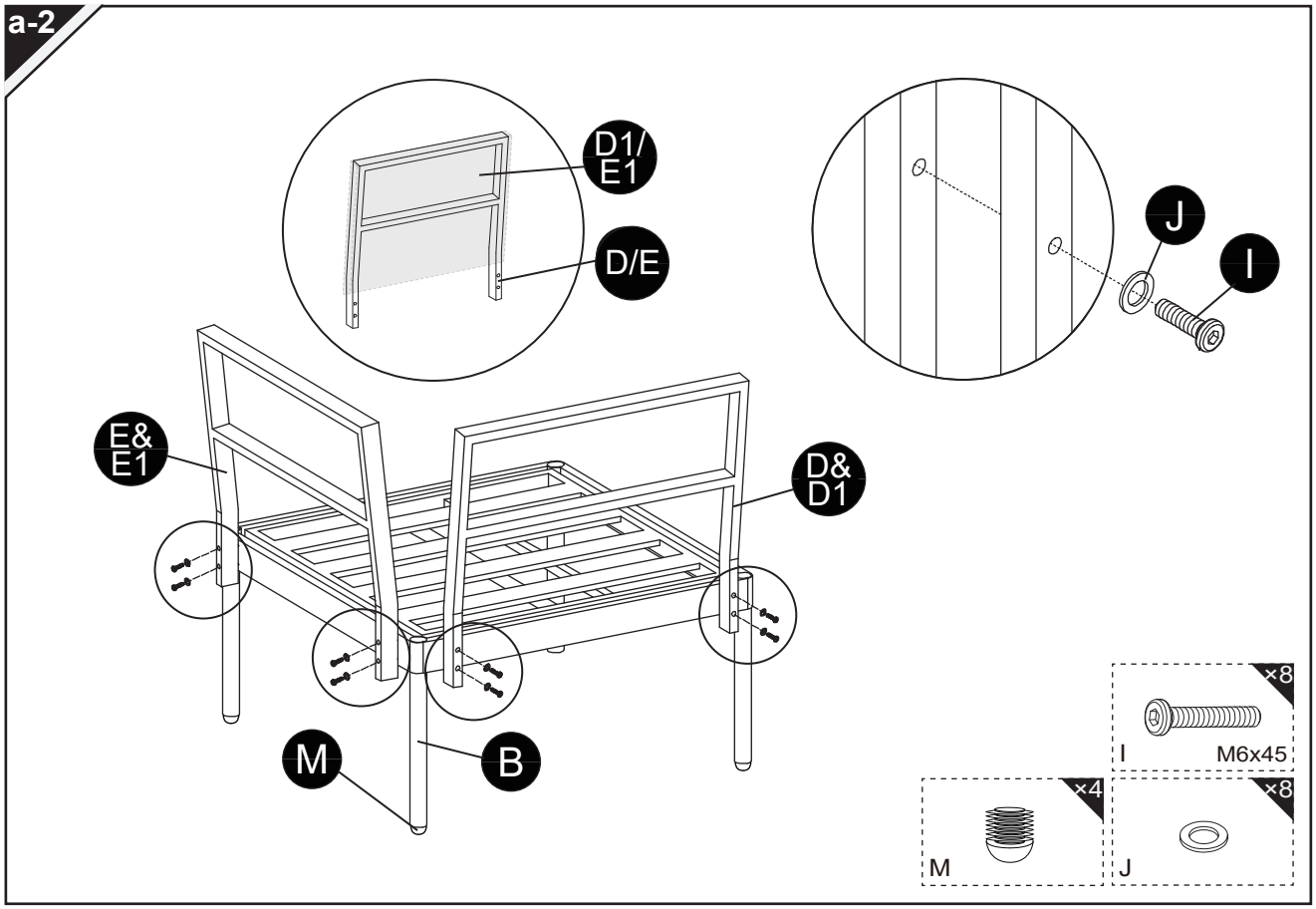

Warning! Tight all the screws to 60% first then tight to 100%.
Warnung! Während der Montage alle Schrauben zuerst 60% anziehen, dann zu 100%.
Attention ! Serrez toutes les vis à 60% d'abord puis serrez à 100%.
Atención! Primero apriete los tornillos al 60% y después al 100%.
Avvertimento! Stringere le viti dapprima al 60% e successivamente completamente al 100%.

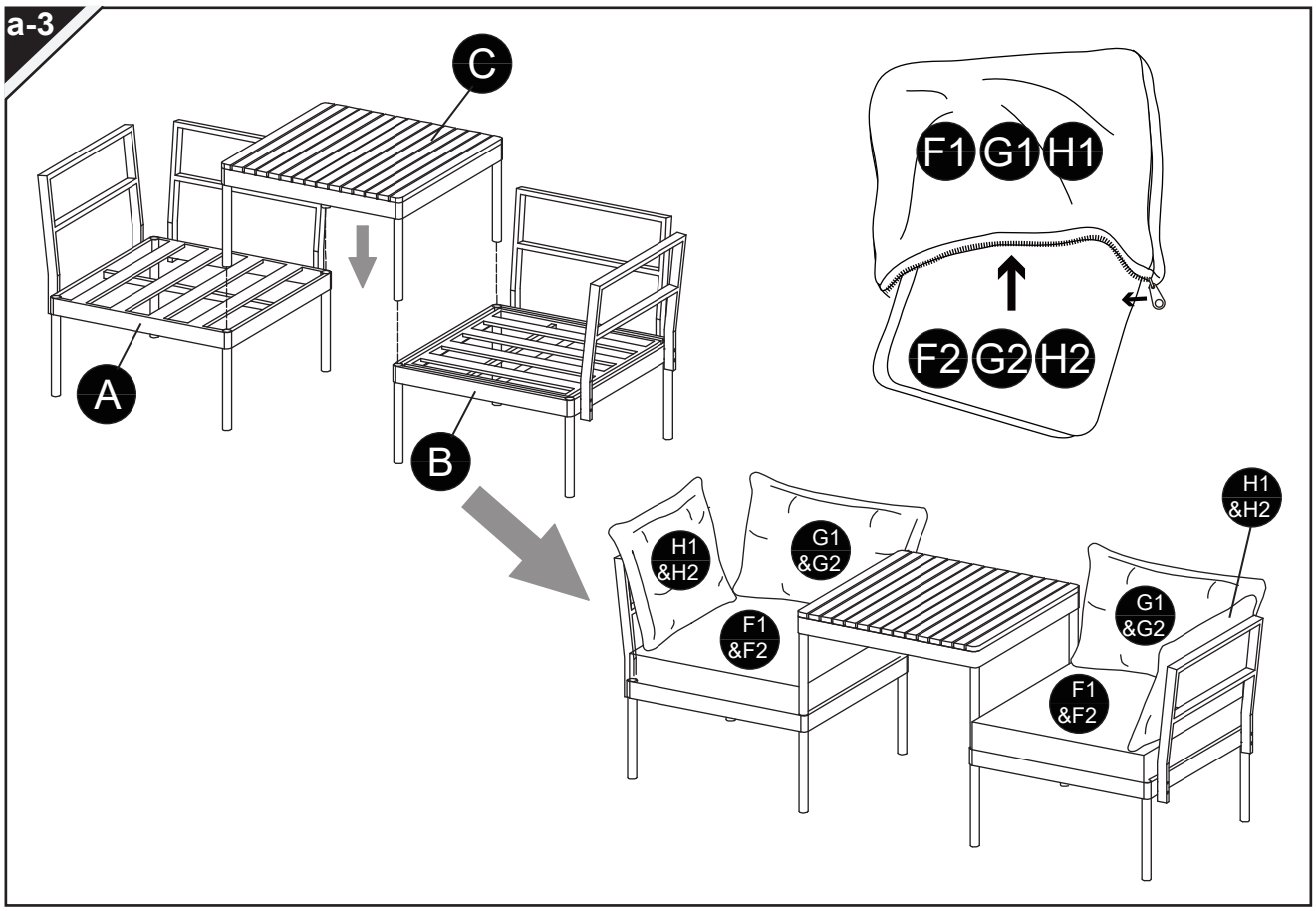

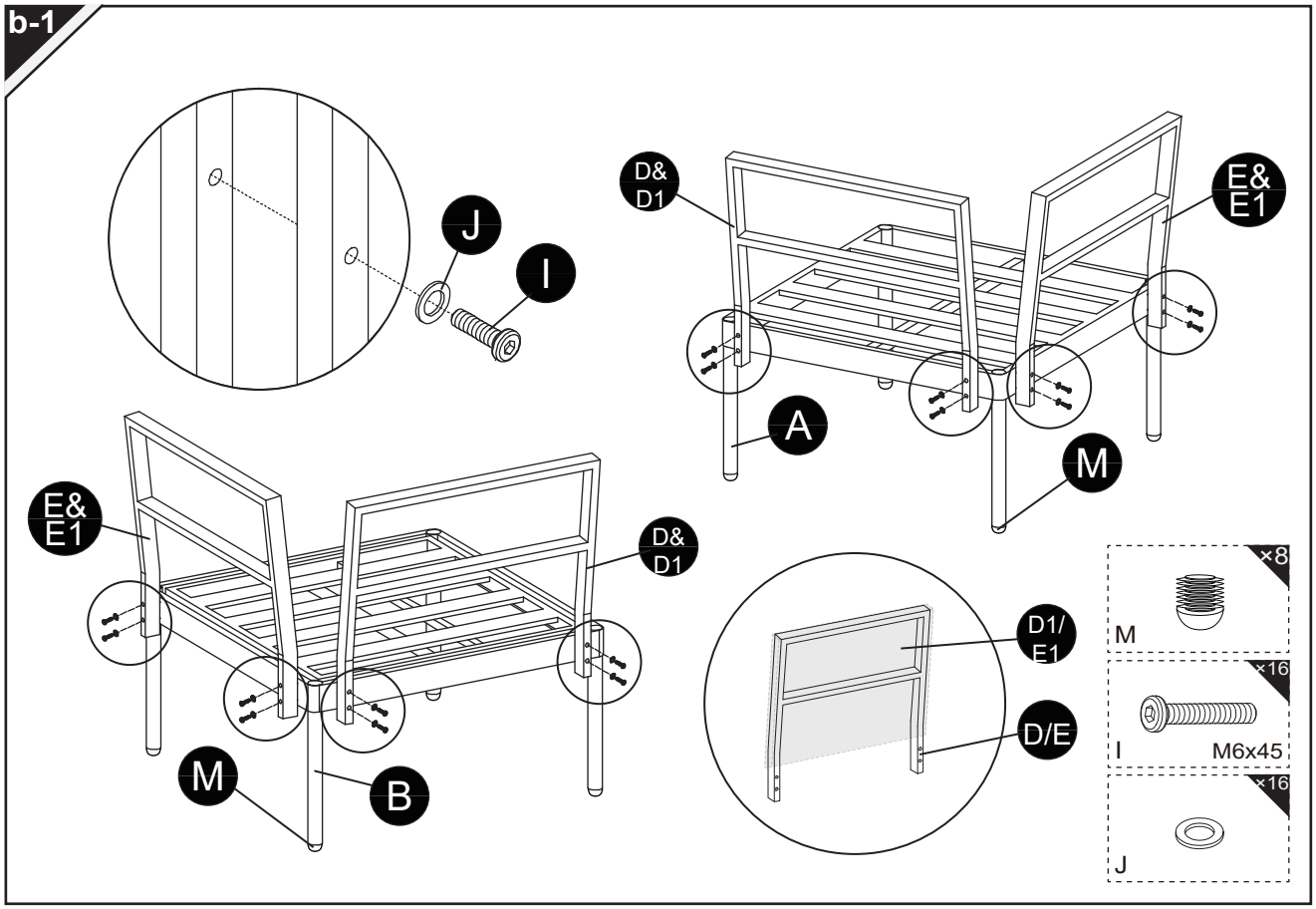

Warning! Tight all the screws to 60% first then tight to 100%.
Warnung! Während der Montage alle Schrauben zuerst 60% anziehen, dann zu 100%.
Attention ! Serrez toutes les vis à 60% d'abord puis serrez à 100%.
Atención! Primero apriete los tornillos al 60% y después al 100%.
Avvertimento! Stringere le viti dapprima al 60% e successivamente completamente al 100%.

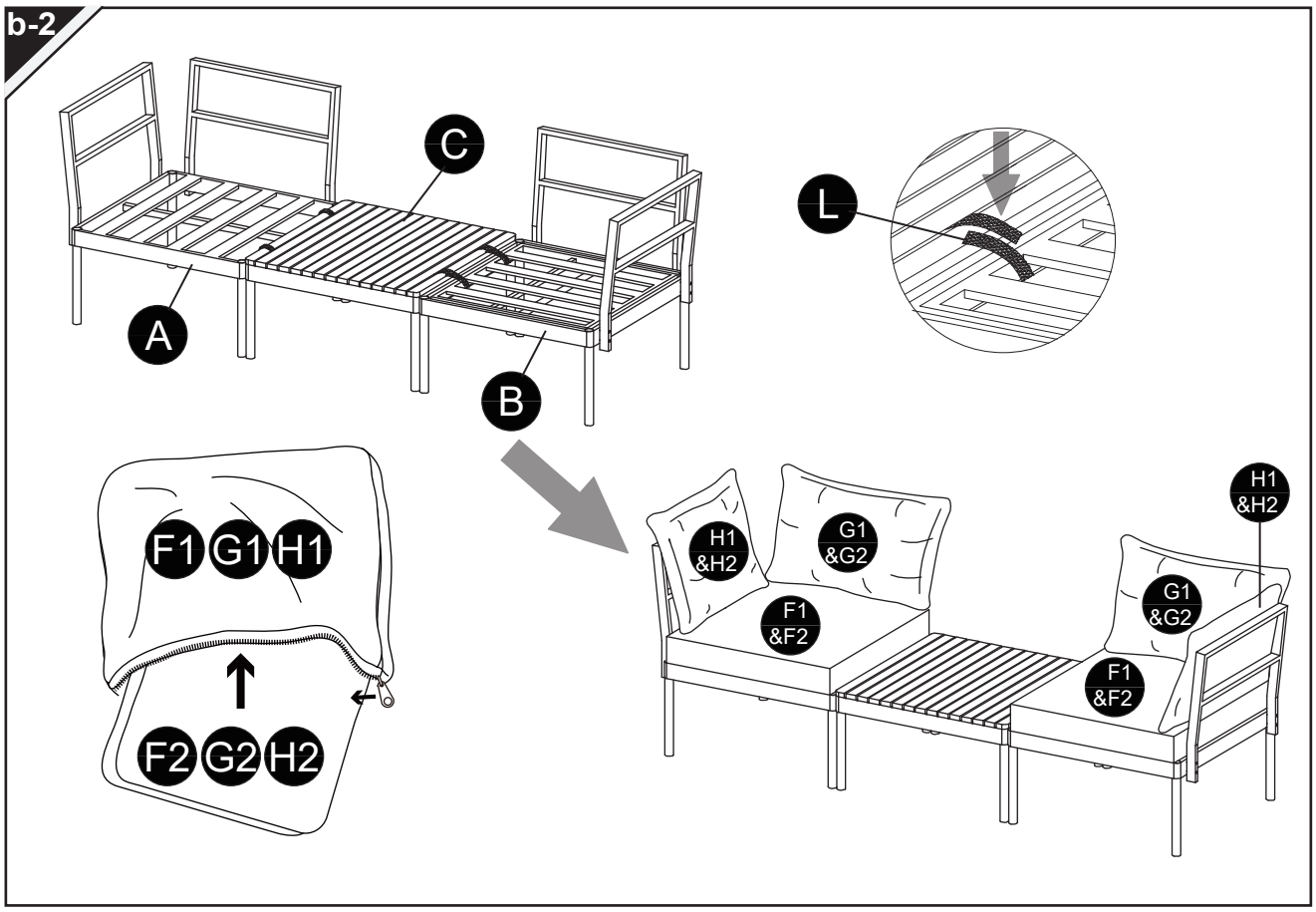

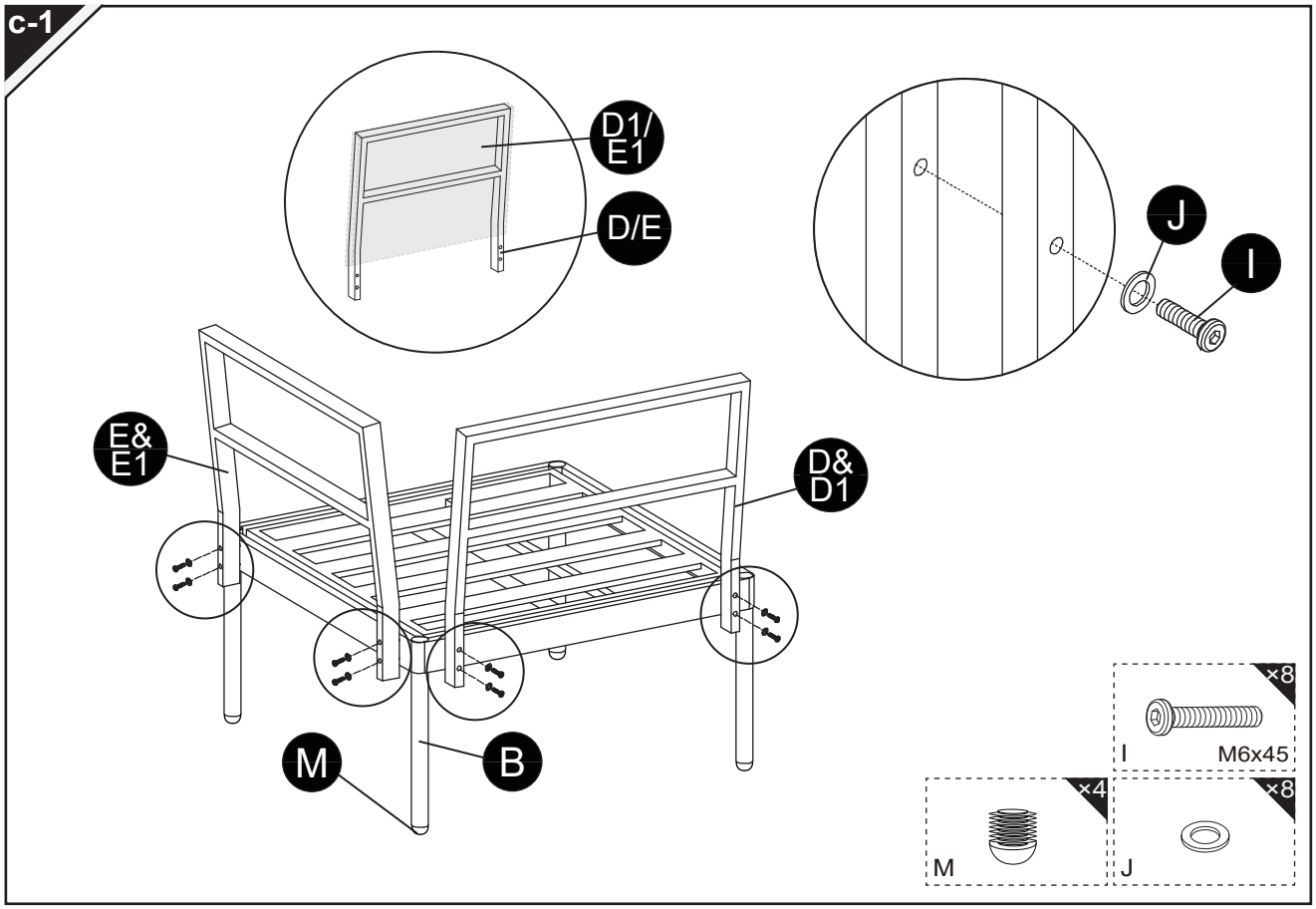

Warning! Tight all the screws to 60% first then tight to 100%.
Warnung! Während der Montage alle Schrauben zuerst 60% anziehen, dann zu 100%.
Attention ! Serrez toutes les vis à 60% d'abord puis serrez à 100%.
Atención! Primero apriete los tornillos al 60% y después al 100%.
Avvertimento! Stringere le viti dapprima al 60% e successivamente completamente al 100%.

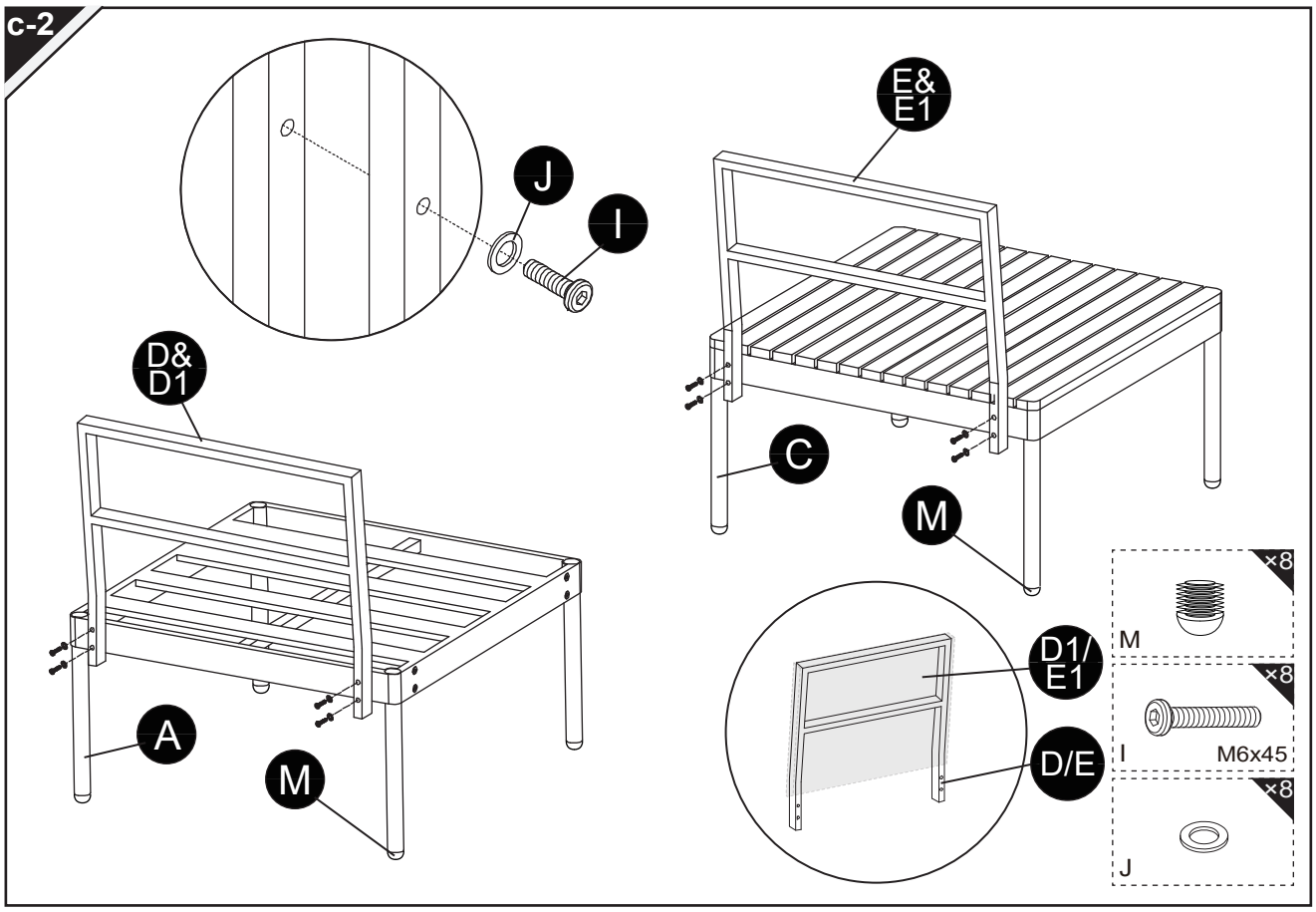

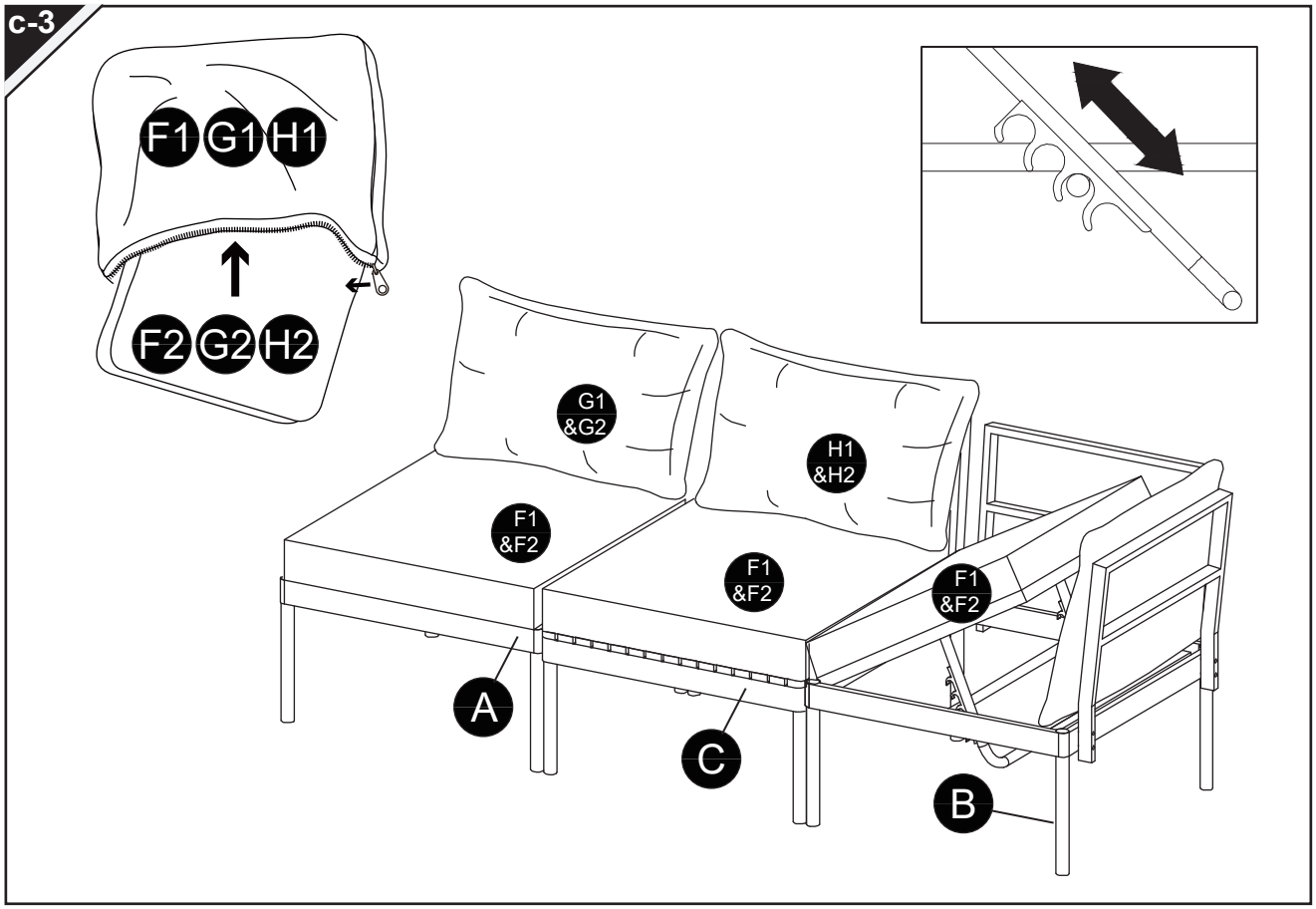

Warning! Tight all the screws to 60% first then tight to 100%.
Warnung! Während der Montage alle Schrauben zuerst 60% anziehen, dann zu 100%.
Attention ! Serrez toutes les vis à 60% d'abord puis serrez à 100%.
Atención! Primero apriete los tornillos al 60% y después al 100%.
Avvertimento! Stringere le viti dapprima al 60% e successivamente completamente al 100%.

d

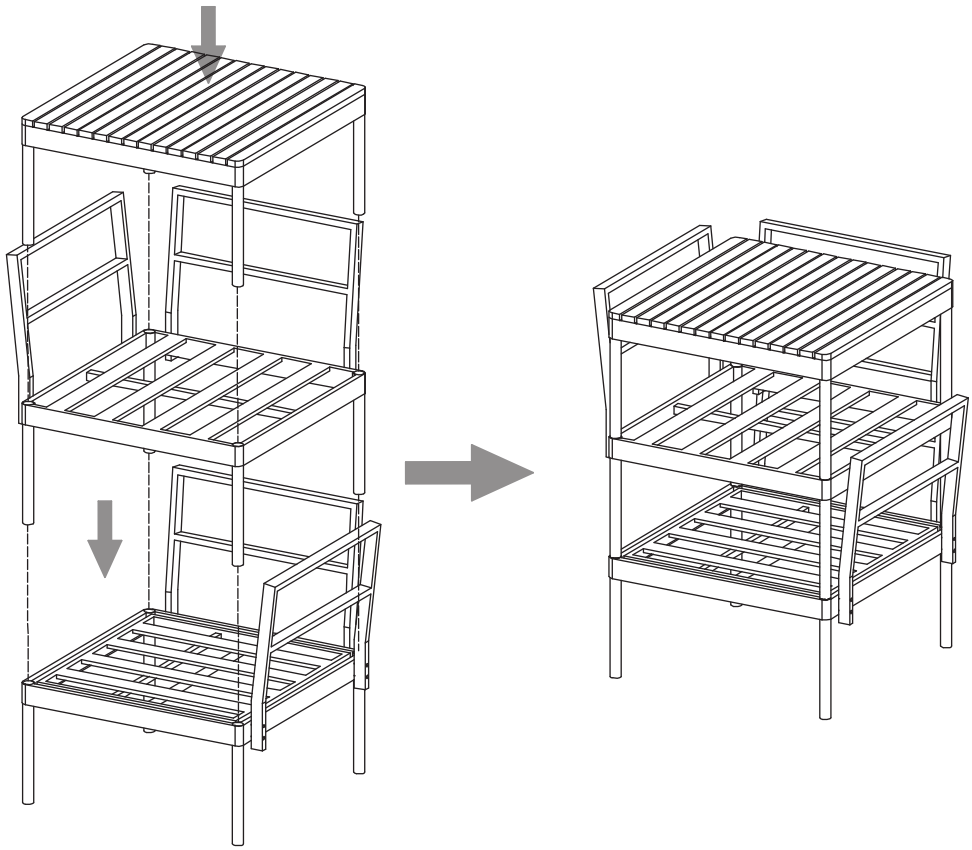

Contact person
tectake Ltd.
Mappin House
4 Winsley Street
W1W 8HF London ,UK
Telephone: +44 203488 4565
www. tectake.co.uk
mail@tectake.co.uk

Ansprechpartner
tectake GmbH
Tauberweg 41
97999 Igersheim
Telefon: +49 7931 991 920
www.tectake.de
E-Mail: verkauf@tectake.de

Personne de contact
Made4Home SAS
137 av. Gustave Eiffel
ZI Rognac Nord
13340 Rognac (France)
téléphone au: +33 4 42 81 81 80
www.tectake.fr
E-Mail: contact@tectake.fr

Persona de contacto
Ibérica de Distribuciones online del Hogar, SLU,
Méndez Álvaro 20,
Madrid 28045,
Teléfono: +34 912907933
www.tectake.es
correo electrónico: mail@idoh.es

Persona di contatto
tenulodi S.r.l.
Via Manzano 70
33040 Premariacco (UD)
Numero di telefono: +39 0471 1800175
www.tectake.it
E-Mail: mail@tectake.it

Kontaktní osoba
TecTake s.r.o.
se sídlem na adrese Lidická 700 / 19, Veveří,
602 00 Brno, Česká republika
+420 538 880 441
www.tectake.cz
E-Mail: mail@tectake.cz

Kontaktná osoba
TecTake SLO d.o.o
Nazorjeva ulica 6,1000 Ljubljana,
Telefónne číslo: +386 30 745 150
www.tectake.si
E-Mail: mail@tectake.si