




# MONTAGEANLEITUNG

**N653P342651**

**N653P342652**

**N653P342653**



**Sets werden normalerweise in mehreren Kartons versendet, die Liefertermine können variieren.**

## KUNDENDIENST

**Fragen, fehlende Teile, Montagehilfe?**

**Eine Rücksendung ist nicht erforderlich, wir helfen Ihnen gerne weiter und versenden Ihr Ersatzteil kostenlos.**



## [DE]

**Achtung:** Lesen Sie die Anleitung vor dem Zusammenbau bitte vollständig durch. Überprüfen Sie, ob Sie alle auf den Seiten aufgeführten Komponenten und Werkzeuge haben.

**Achtung:** Überprüfen Sie regelmäßig alle Beschläge und Befestigungen, um sicherzustellen, dass sie sicher sind und um Unfälle zu vermeiden.

**Achtung:** Stellen Sie Möbel nicht in die Nähe von Feuerquellen oder heißen Gegenständen, um Brandgefahr zu vermeiden.

**Achtung:** Erlauben Sie Kindern nicht, auf die Möbel zu klettern, da dies zum Umkippen und zu schweren Verletzungen führen kann. Bauen Sie die Möbel außerhalb der Reichweite von Kindern zusammen.

## [EN]

**Warning:** Please read instructions fully before starting assembly. Check you have all the components and tools listed on pages.

**Warning:** Regularly check all fittings and fastenings to ensure they are secure and to prevent accidents

**Warning:** Do not place furniture close to fire sources or high-temperature objects to avoid the risk of fire.

**Warning:** Do not allow children to climb on the furniture as this may result in tipping and serious personal injury. Assemble the furniture away from the reach of children.

## [FR]

**Avertissement:** Veuillez lire entièrement les instructions avant de commencer l'assemblage. Vérifiez que vous disposez de tous les composants et outils répertoriés sur les pages.

**Avertissement:** Vérifiez régulièrement tous les accessoires et fixations pour vous assurer qu'ils sont bien fixés et pour éviter les accidents

**Avertissement:** Ne placez pas les meubles à proximité de sources de feu ou d'objets à haute température pour éviter tout risque d'incendie.

**Avertissement:** Ne laissez pas les enfants grimper sur les meubles car cela pourrait entraîner un basculement et des blessures graves. Assemblez les meubles hors de portée des enfants.

## [IT]

**Attenzione:** leggere attentamente le istruzioni prima di iniziare il montaggio. Verificare di avere tutti i componenti e gli utensili elencati nelle pagine.

**Attenzione:** controllare regolarmente tutti i raccordi e gli elementi di fissaggio per assicurarsi che siano sicuri e prevenire incidenti

**Attenzione:** non posizionare i mobili vicino a fonti di fuoco o oggetti ad alta temperatura per evitare il rischio di incendio.

**Attenzione:** non consentire ai bambini di arrampicarsi sui mobili poiché ciò potrebbe causare ribaltamenti e gravi lesioni personali. Montare i mobili lontano dalla portata dei bambini.

## [ES]

**Advertencia:** Lea las instrucciones completamente antes de comenzar el montaje. Compruebe que tiene todos los componentes y herramientas que se enumeran en las páginas.

**Advertencia:** Compruebe periódicamente todos los accesorios y sujeciones para asegurarse de que estén seguros y evitar accidentes.

**Advertencia:** No coloque los muebles cerca de fuentes de fuego u objetos a alta temperatura para evitar el riesgo de incendio.

**Advertencia:** No permita que los niños se suban a los muebles, ya que esto puede provocar que vuelquen y lesiones personales graves. Monte los muebles fuera del alcance de los niños.



**[DE]**

**Warnung:** Die maximale Belastbarkeit dieses Möbels beträgt:150kg, bitte nicht überlasten!

**[EN]**

**Warning:** The maximum load-bearing capacity of this furniture is:150kg, please do not overload!

**[FR]**

**Avertissement:** La capacité de charge maximale de ce meuble est de :150kg, merci de ne pas surcharger !

**[IT]**

**Attenzione:** La capacità di carico massima di questo mobile è:150kg, non sovraccaricare!

**[ES]**

**Advertencia:** La capacidad máxima de carga de este mueble es:150kg, ¡no lo sobrecargue!

Importeur	Decobus Handel GmbH		
Adresse	Innungsstrasse 9, 21244 Buchholz, Deutschland		
Email/URL	<a href="https://www.decobusgroup.de">https://www.decobusgroup.de</a>		
Hersteller	HUBEI MIRITZ FURNITURE CO., LTD.		
Adresse	LUOTIAN, HUANGGANG, HUBEI		
Email/URL	<a href="mailto:mars@miritzfurniture.com">mars@miritzfurniture.com</a>		
Partienummer	N653P342651 / N653P342652 / N653P342653		
Hersteller in	Hergestellt In China		
<table border="1" style="display: inline-table; vertical-align: middle;"> <tr> <td>EC</td> <td>REP</td> </tr> </table>	EC	REP	Decobus Handel GmbH Innungsstrasse 9, 21244 Buchholz, Deutschland <a href="https://www.decobusgroup.de">https://www.decobusgroup.de</a>
EC	REP		

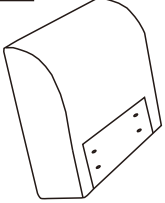


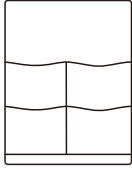
Importeur	Decobus Handel GmbH		
Adresse	Innungsstrasse 9, 21244 Buchholz, Deutschland		
Email/URL	<a href="https://www.decobusgroup.de">https://www.decobusgroup.de</a>		
Hersteller	Guangdong Sangu Technology Co Ltd		
Adresse	402, Chuangye building, Shenzhen, Guangdong		
Email/URL	<a href="https://sengoog.1688.com">https://sengoog.1688.com</a>		
Partienummer	SG-0502000AE		
Hersteller in	Hergestellt In China		
<table border="1"> <tr> <td>EC</td> <td>REP</td> </tr> </table>	EC	REP	Decobus Handel GmbH Innungsstrasse 9, 21244 Buchholz, Deutschland <a href="https://www.decobusgroup.de">https://www.decobusgroup.de</a>
EC	REP		



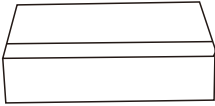
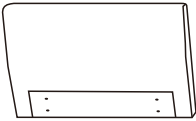



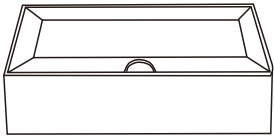

Product: USB charging  
Modell: SG-0502000AE  
Nennspannung: 5V  
Nennfrequenz: 10W  
Leistung: 10W

# TEIL

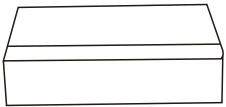
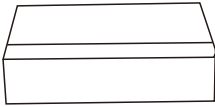






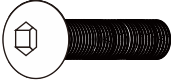


## N653P342651

<b>A x 2</b> 	<b>P x 1</b> 	<b>U x 1</b> 	<b>B x 1</b> 
---	---	--	---

## N653P342652

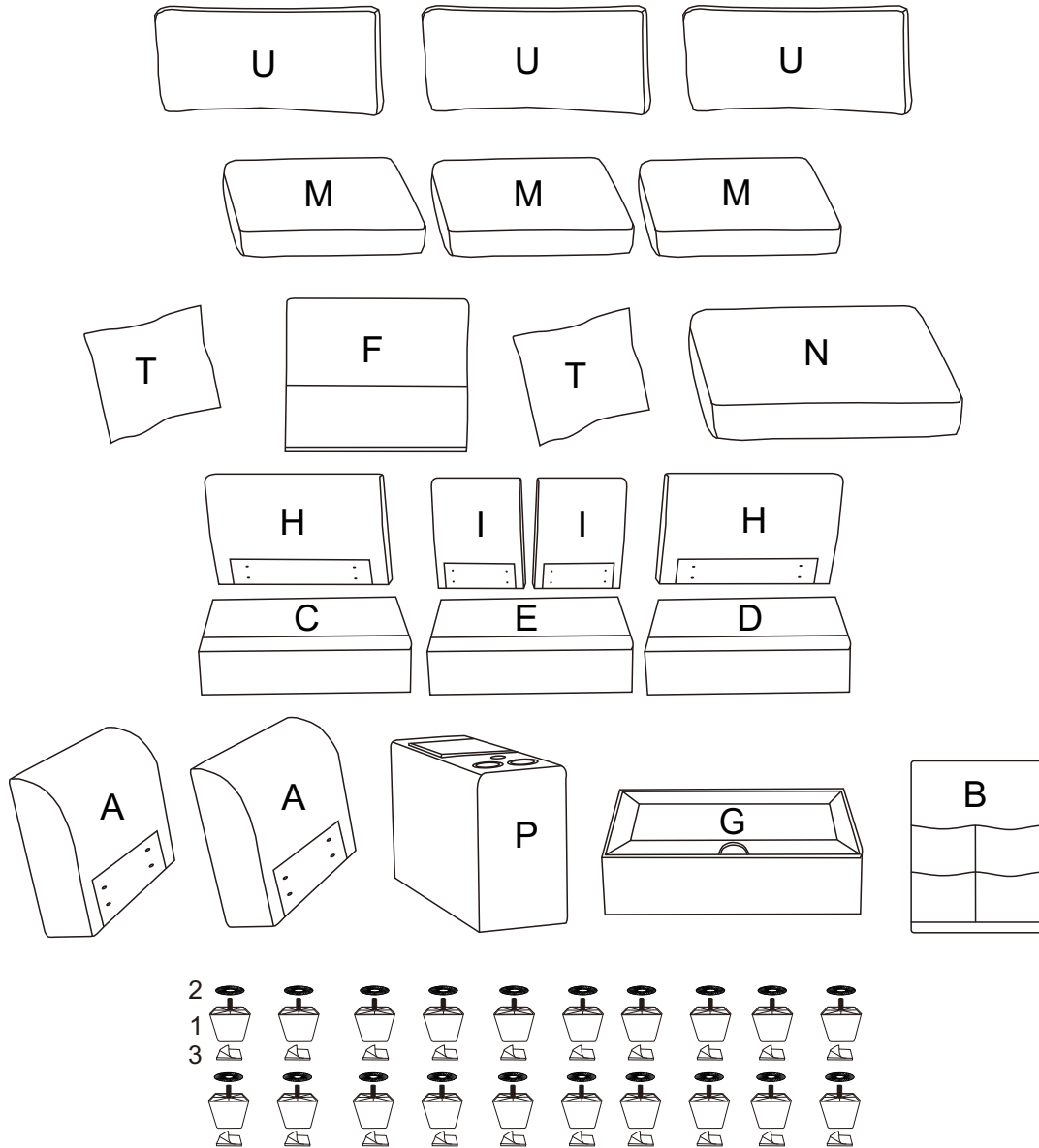
<b>E x 1</b> 	<b>H x 2</b> 	<b>I x 2</b> 	<b>F x 1</b> 
<b>U x 1</b> 	<b>G x 1</b> 	<b>N x 1</b> 	




## N653P342653

<b>C x 1</b> 	<b>D x 1</b> 	<b>M x 3</b> 	<b>U x 1</b> 
<b>T x 2</b> 	<b>1 x 20</b> 	<b>2 x 20</b> 	<b>3 x 20</b> 
<b>4 x 24</b> 	<b>5 x 24</b> 	<b>6 x 1</b> 	

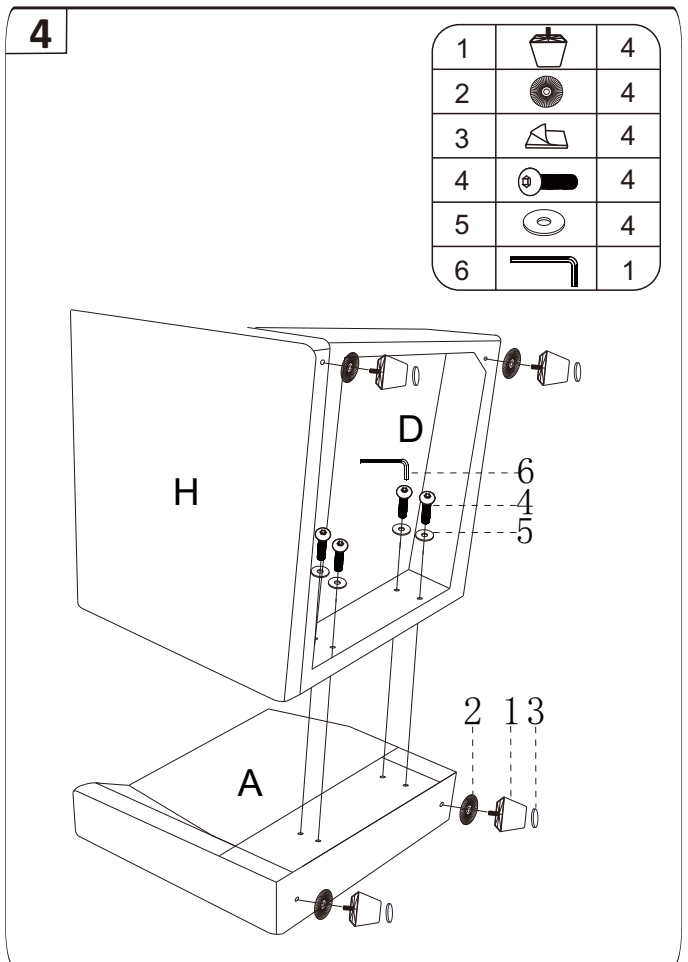
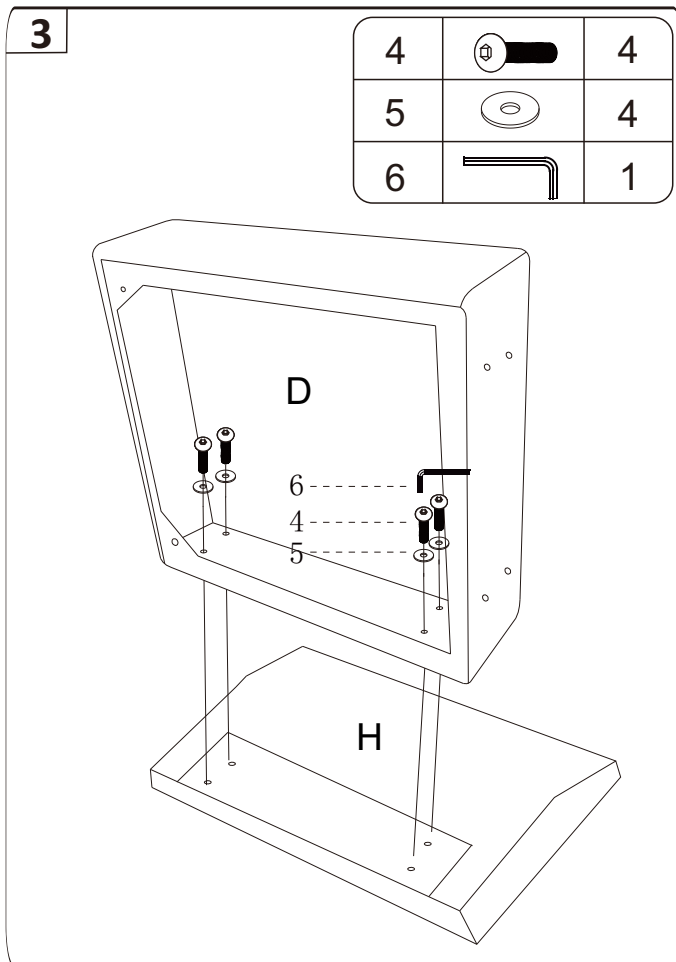
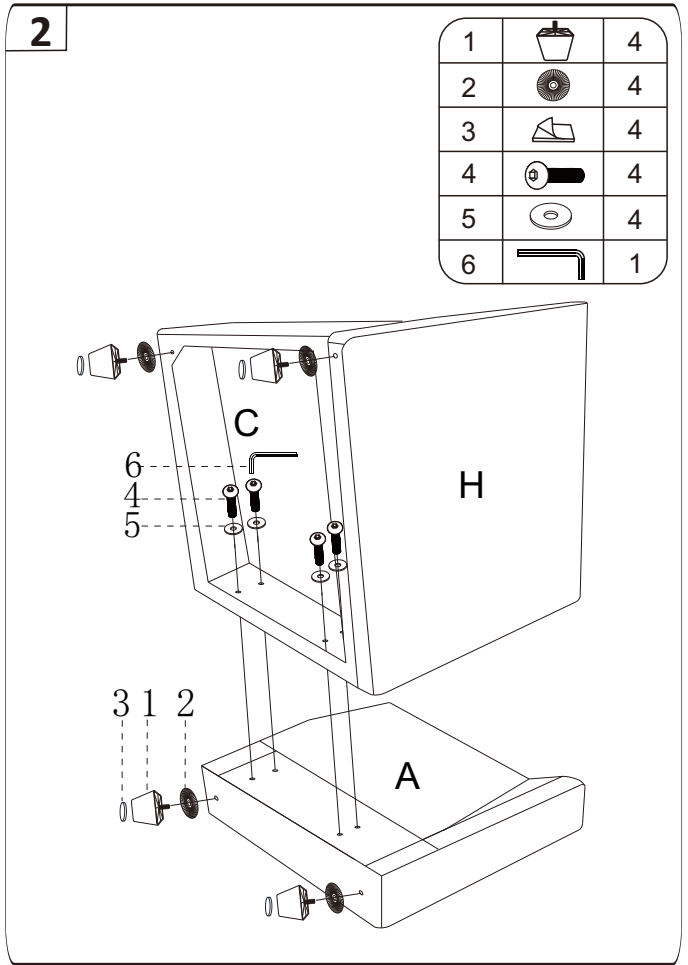
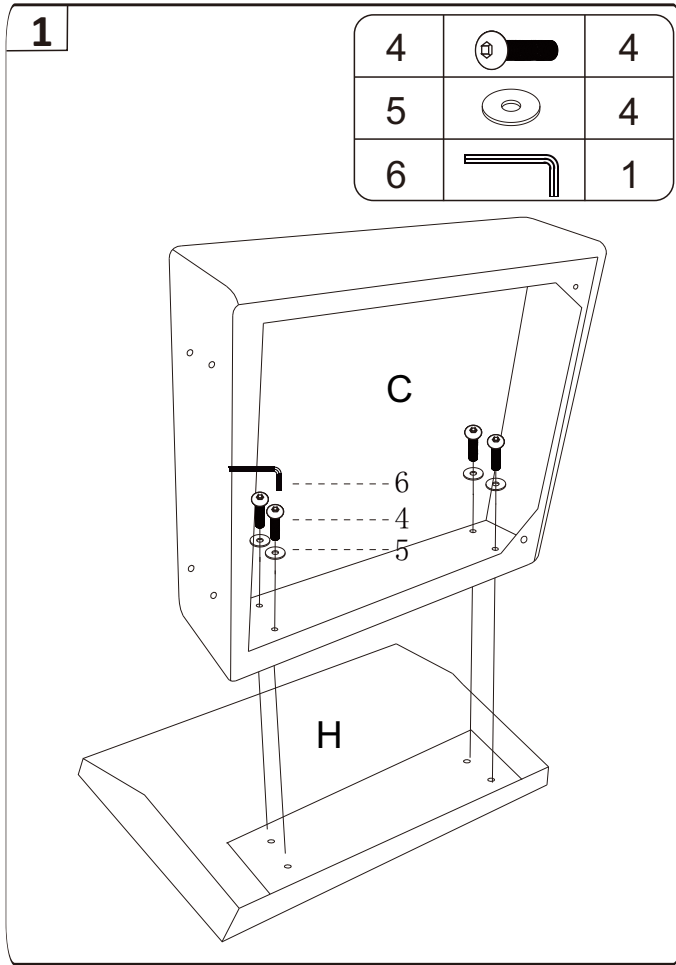
# MONTAGESCHRITTE

## Alle Teile und Hardware





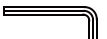
HARDWARE		
4		24
5		24
6		1

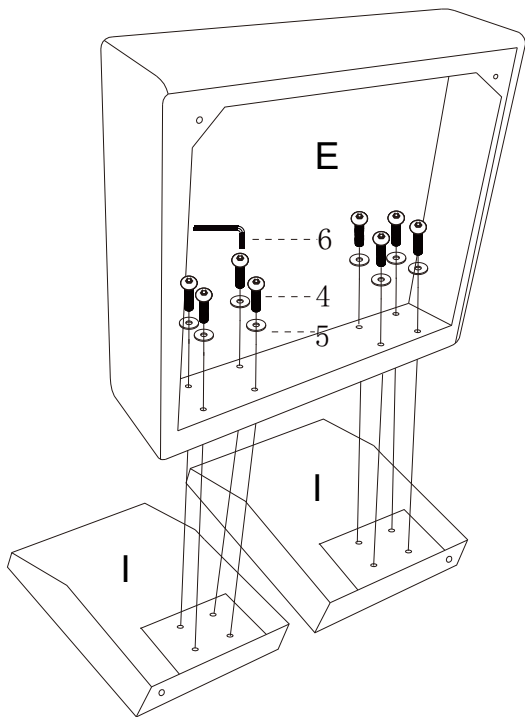
# ASSEMBLY STEPS






# ASSEMBLY STEPS

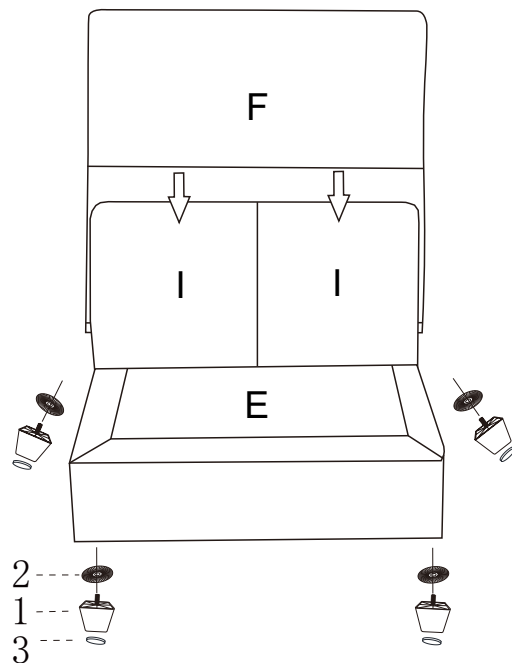
5

4		8
5		8
6		1






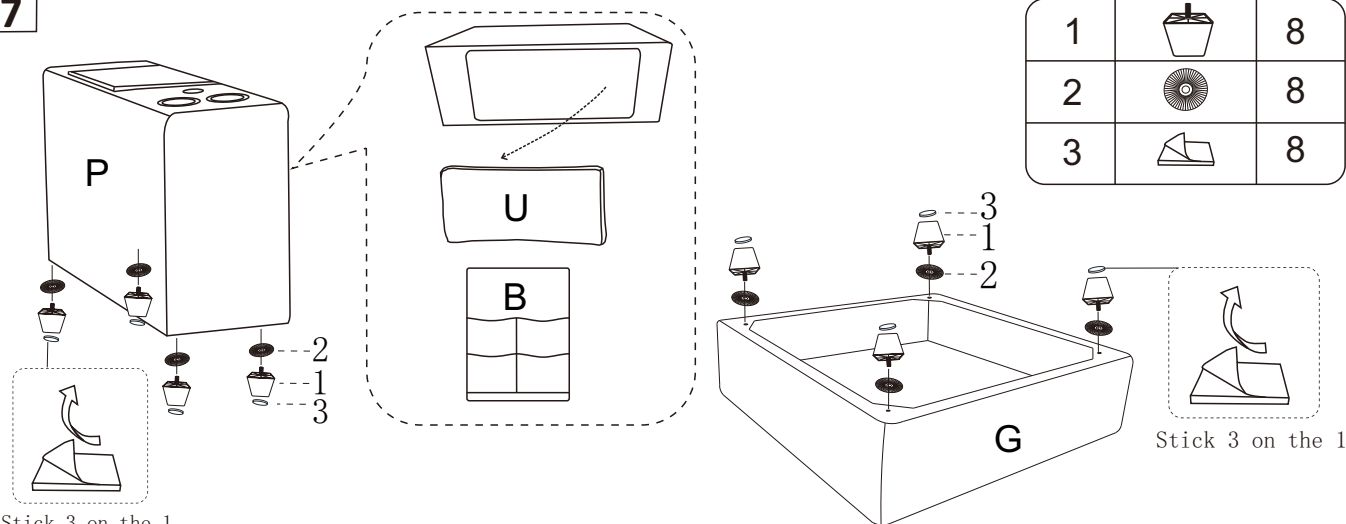
6

1		8
2		8
3		8

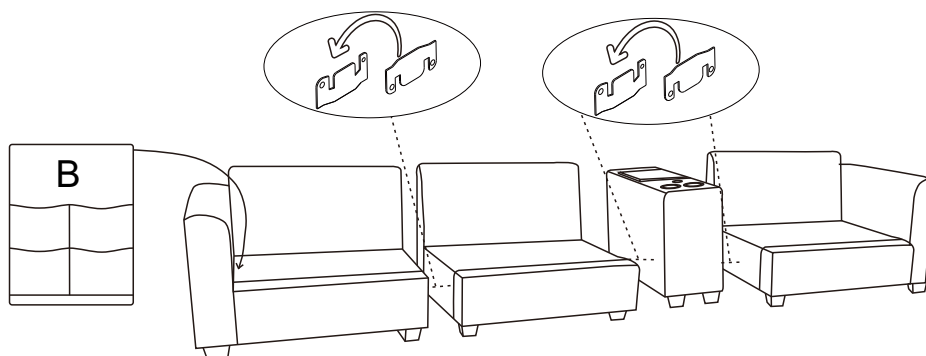


7

1		8
2		8
3		8



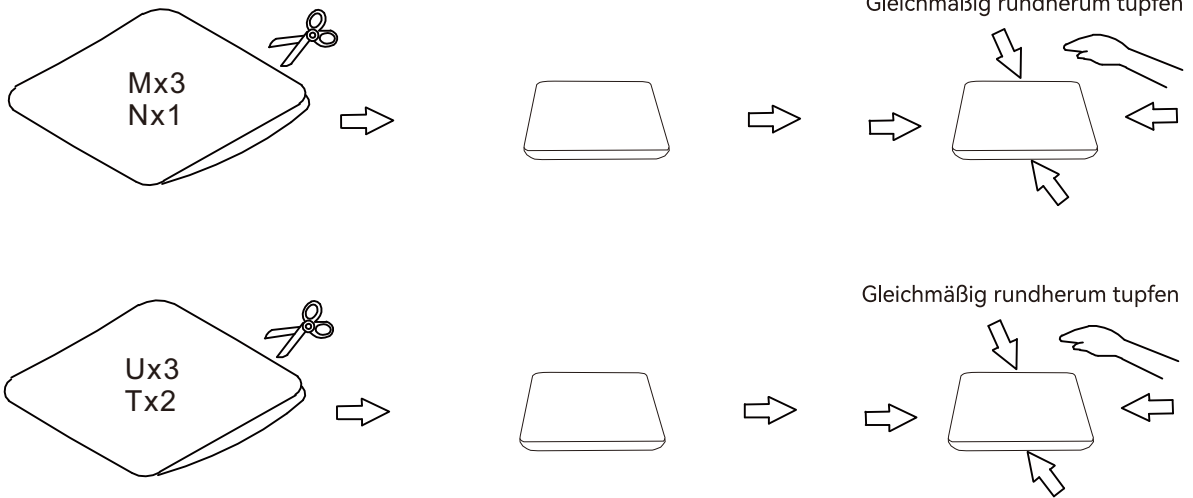
8



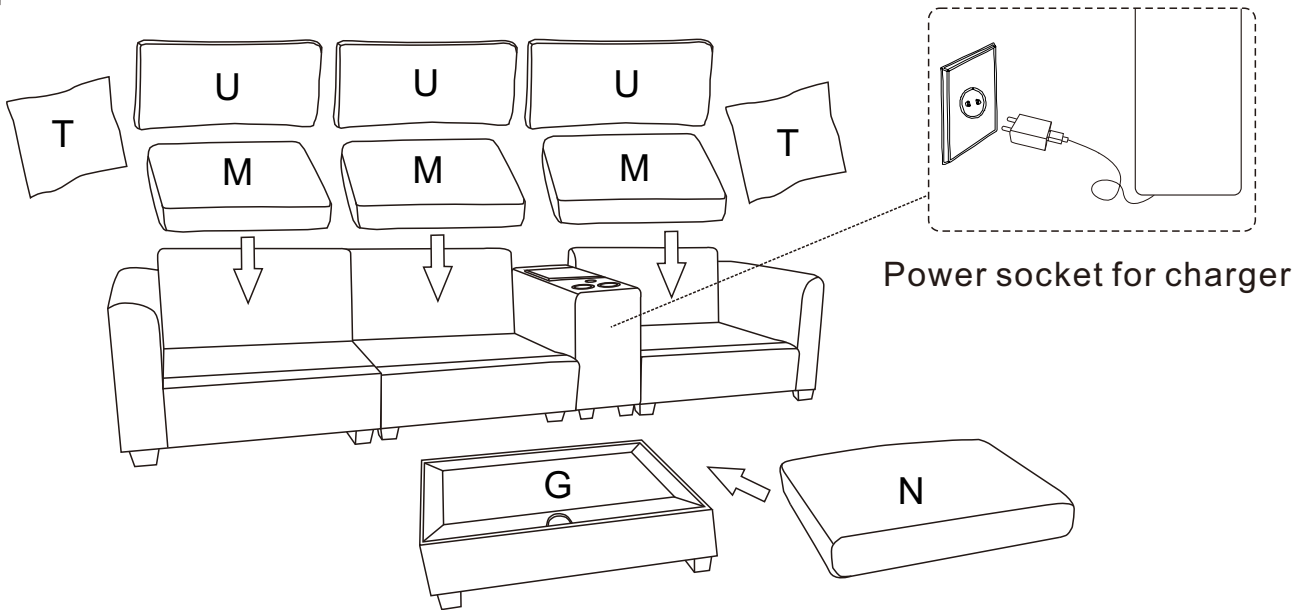
**9** **(DE)** Entfernen Sie Teil (B,K,G,E ). Es entstehen Falten, da es vakuumkomprimiert ist. Bitte öffnen Sie es, klopfen Sie kräftig darauf und lassen Sie es 72–96 Stunden lang stehen, bevor Sie es verwenden.

**(EN)** Remove part (B,K,G,E ). Since it is vacuum compressed, there will be wrinkles. Please open it pat it hard, and leave it for 72–96 hours before use.


**(FR)** Retirez la pièce (B,K,G,E ). Elle aura des plis puisqu'elle est comprimée sous vide. Veuillez l'ouvrir, tapoter vigoureusement et laisser-le pendant 72 à 96 heures avant de l'utiliser.



**10**



**11**





# CERTIFICATE OF CONFORMITY

## Low Voltage Directive 2014/35/EU

This Certificate of Conformity is hereby issued to the product designated below:

**Certificate No.**..... : 24SP01101L01  
**Report No.**..... : SP2401101L01  
**Date Issue.** ..... : 2024-04-26  
**Applicant's name** ..... : Guangdong Sangu Technology Co., Ltd  
**Address** ..... : 402, Chuangye building, 8-28, Shaqi community Central Road, Xinqiao street, Bao'an District, Shenzhen.  
**Manufacturer's name** ..... : Guangdong Sangu Technology Co., Ltd  
**Address** ..... : 402, Chuangye building, 8-28, Shaqi community Central Road, Xinqiao street, Bao'an District, Shenzhen.  
**Product Description**..... : POWER ADAPTER  
**Model(s)/Type References** : SG-050yyyyz, GA-050yyyyz, GAT-050yyyyz, HZ-050yyyyz, SG-050yyyyAz, GA-050yyyyAz, GAT-050yyyyAz, HZ-050yyyyAz, SG-050yyyyAzC, GA-050yyyyAzC, GAT-050yyyyAzC, HZ-050yyyyAzC, SG-xxxxyyy12Az (xxx, yyyy, z are variables, see table A for details)  
**Parameters**..... : Input: 100-240V~, 50/60Hz, 0.3A Max. (For models SG-050yyyyz, GA-050yyyyz, GAT-050yyyyz, HZ-050yyyyz, SG-050yyyyAz, GA-050yyyyAz, GAT-050yyyyAz, HZ-050yyyyAz, SG-050yyyyAzC, GA-050yyyyAzC, GAT-050yyyyAzC, HZ-050yyyyAzC)  
Input: 100-240V~, 50/60Hz, 0.6A Max. (For models SG-xxxxyyy12Az)  
Output: See table B for details  
**Standard(s)** ..... : EN IEC 62368-1:2020/A11:2020


On the basis of the referenced test report(s), sample(s) tested of the above product have been found to comply with the standards harmonized with the directives listed on this verification at the time the tests were carried out. Other standards and Directives may be relevant to the product. This verification is part of the full test report(s) and should be read in conjunction with it(them).

Once compliance with all product relevant CE mark directives are verified, including any relevant e.g. risk assessment and production control, the manufacturer may indicate compliance by signing a Declaration of Conformity themselves and applying the mark to products identical to the tested sample(s)

Approved By

Eric Liu

Director of engineering department





# CERTIFICATE OF CONFORMITY

Low Voltage Directive 2014/35/EU

Appendix of Certificate No.: 24SP01101L01

## Model Description:

Table A: Definition of variables

Variable	Range of variable	Content
xxx	050-240	3 digits, indicates 10 times of output voltage in V and in step of 0.1V. eg. 050=5.0V, 240=24.0V.
yyyy	0100-2100	4 digits, indicates 1000 times of output current in A and in step of 0.01A. eg. 0100=0.1A, 2100=2.1A.
z	E, B	One capital letter representing the plug type for different countries. E represents European plug and Russian plug; B represents British plug.



DongGuan PuBiao Testing Technology Co., Ltd

No. 3, 1/F., Building A, No.30, Minghua Road, Juzhou, Shijie, Dongguan, Guangdong, China.

Tel: +86 769 81813516 E-mail: service@pubiaotest.com Web: www.pubiaotest.com



# CERTIFICATE OF CONFORMITY

Low Voltage Directive 2014/35/EU


Appendix of Certificate No.: 24SP01101L01

**Table B: Model list and output ratings:**

Model	Output voltage (Vdc)	Output current (A)	Max Power (W)	Transformer
SG-050yyyyz, GA-050yyyyz, GAT-050yyyyz, HZ-050yyyyz, SG-050yyyyAz, GA-050yyyyAz, GAT-050yyyyAz, HZ-050yyyyAz, SG-050yyyyAzC, GA-050yyyyAzC, GAT-050yyyyAzC, HZ-050yyyyAzC	5.0	0.10-2.0	10.0	EF1510
SG-xxxxxxx12Az	5.0-5.5	0.10-2.1	11.55	EF1510-1
	5.6-12.0	0.10-2.0	12.00	
	12.1-24.0	0.10-1.0	12.00	

Remark:

- 1) The rated output voltage is rising from 5.0V and in steps of 0.1V.
- 2) The rated output current is rising from 0.1A and in steps of 0.01A, but not more than the indicated max o/p current.
- 3) Actual output current depends on range of output voltage. The max. Output current multiplied by output voltage cannot exceed the max. Output power.



DongGuan PuBiao Testing Technology Co., Ltd

No. 3, 1/F., Building A, No.30, Minghua Road, Juzhou, Shijie, Dongguan, Guangdong, China.

Tel: +86 769 81813516 E-mail: service@pubiaotest.com Web: www.pubiaotest.com